

South Ayrshire Council

**Report by Depute Chief Executive and Director of Education
to Service and Partnerships Performance Panel
of 11 June 2024**

Subject: Local Performance Report: Scottish Fire and Rescue Service

1. Purpose

- 1.1 The purpose of this report is to provide members of the Service and Partnerships Performance Panel with information about the full year performance for 2023/2024 for Scottish Fire and Rescue Service (SFRS) in South Ayrshire along with an accompanying service update (Appendix 1).

2. Recommendation

- 2.1 **It is recommended that the Panel scrutinises the 2023/24 annual performance report (attached as Appendix 1) for the Scottish Fire and Rescue Service in South Ayrshire and provides feedback to the Local Senior Officer.**

3. Background

- 3.1 The Police and Fire and Rescue Reform (Scotland) Act 2012 created a national police force and a national fire and rescue service. The implications of the legislation for local authorities are that the Council will:

- Comment on SPA and SFRS Strategic Plans;
- Contribute to the preparation of the local plan for police and local fire and rescue plan and approve the plans;
- Monitor the delivery of police and fire and rescue functions in the area and make recommendations for improvement; and
- Provide feedback to the Local Police Commander and the Fire and Rescue Service Local Senior Officer.

- 3.2 The Local Fire Plan for South Ayrshire was agreed at Leadership Panel on 19 September 2017. Performance is reported twice yearly, and this report relates to full year performance for the period 2023/2024.

4. Proposals

- 4.1 The Local Senior Officer has provided the performance update attached as Appendix 1 which Panel members are invited to scrutinise and provide feedback

on. The Local Senior Officer will be in attendance at the Panel meeting to discuss the performance information provided.

5. Legal and Procurement Implications

5.1 There are no legal implications arising from this report.

5.2 There are no procurement implications arising from this report.

6. Financial Implications

6.1 Not applicable.

7. Human Resources Implications

7.1 Not applicable.

8. Risk

8.1 Risk Implications of Adopting the Recommendations

8.1.1 There are no risks associated with adopting the recommendations.

8.2 Risk Implications of Rejecting the Recommendations

8.2.1 If the recommendation is rejected then there is a risk that the Council is considered to not have discharged its responsibility under the Police and Fire and Rescue Reform (Scotland) Act 2012 in terms of scrutinising local performance

9. Equalities

9.1 The proposals in this report allow scrutiny of performance. The report does not involve proposals for policies, strategies, procedures, processes, financial decisions and activities (including service delivery), both new and at review, that affect the Council's communities and employees, therefore an equality impact assessment is not required.

10. Sustainable Development Implications

10.1 **Considering Strategic Environmental Assessment (SEA)** - The proposals in this report do not represent a qualifying plan, programme, policy or strategy for consideration for SEA. There exists therefore no obligation to contact the Scottish Government Gateway and no further action is necessary. An SEA has not been undertaken.

11. Options Appraisal

11.1 An options appraisal has not been carried out in relation to the subject matter of this report.

12. Link to Council Plan

12.1 The matters referred to in this report contribute Priority 3 of the Council Plan: Civic and Community Pride.

13. Results of Consultation

- 13.1 There has been no public consultation on the contents of this report which relates to the performance of an external organisation.

Background Papers **Report to Leadership Panel of 19 September 2017 - [Local Fire and Rescue Service Plan for South Ayrshire](#)**

[Scottish Fire and Rescue Service Strategic Plan 2022-2025](#)

Person to Contact **Kevin Anderson, Assistant Director Corporate Policy, Strategy and Performance**
County Buildings, Wellington Square, Ayr KA7 1DR
Phone 01292 612982
E-mail kevin.anderson@south-ayrshire.gov.uk

Date: 31 May 2024



**South Ayrshire Performance Report
1st April 2023 - 31st March 2024**



**SCOTTISH
FIRE AND RESCUE SERVICE**
Working together for a safer Scotland

**Working together
for a safer Scotland**

south
**AYRSHIRE
COUNCIL**

South Ayrshire Performance Report

Table of Contents

Local Fire and Rescue Service Plan Priorities	3
South Ayrshire Activity Summary	4
Domestic Safety - Accidental Dwelling Fires	5
Domestic Safety - Accidental Dwelling Fire Casualties	6
Unintentional Injury and Harm	7
Deliberate Fire Setting	8
Non-Domestic Fire Safety	9
Unwanted Fire Alarm Signals	10
Prevention & Protection	11
Retained Duty System	11

Local Fire and Rescue Service Plan Priorities

The Local Fire and Rescue Service Plan has been developed to set out the priorities and objectives within South Ayrshire and allows our local authority partners to scrutinise the performance outcomes of these priorities. We will continue to work closely with our partners in South Ayrshire to ensure we are all “**Working Together for a Safer Scotland**” through targeting risks to our communities at a local level.

The plan has been developed to complement key partnership activity embedded across South Ayrshire's Community Planning Partnership. Through effective and co-ordinated partnership working we will seek to deliver continuous improvement in our performance and effective service delivery in our area of operations.

The Local Fire and Rescue Plan for South Ayrshire identified six areas for demand reduction and is subject to regular monitoring and reporting through the Partnership Panel. A summary of the priorities and current activity is detailed below with further detail and analysis contained within this performance report.

	Accidental Dwelling Fires	Accidental Dwelling Fire Casualties	Unintentional Injury and Harm	Deliberate Fire Setting	Non-Domestic Fire Safety	Unwanted Fire Alarm Signals
Ayr East	7	0	3	23	0	28
Ayr North	14	0	13	42	4	33
Ayr West	12	0	11	47	6	75
Girvan & South Carrick	7	0	17	8	5	58
Kyle	4	1	9	39	2	33
Maybole, North Carrick & Coylton	7	0	9	13	5	64
Prestwick	6	0	0	30	1	39
Troon	10	1	6	61	2	37
Total Incidents	67	2	68	263	25	367

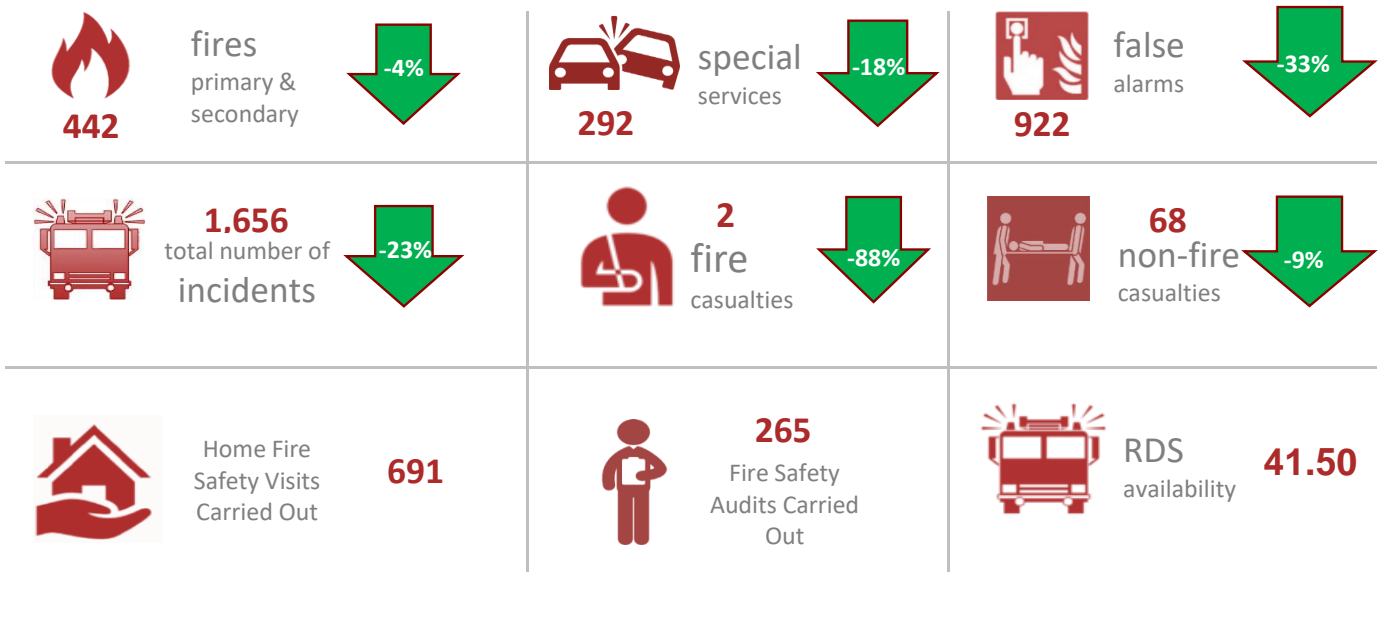
Year on Year Change	-27%	-88%	-9%	18%	19%	-49%
3 Year Average Change	-3%	-23%	11%	-1%	8%	-11%
5 Year Average Change	-4%	-21%	-13%	1%	-6%	-10%

About the statistics within this report

The activity totals and other statistics quoted within this report are published in the interests of transparency and openness. They are provisional in nature and subject to change as a result of ongoing quality assurance and review. Because all statistics quoted are provisional there may be a difference in the period totals quoted in our reports after local publication which result from revisions or additions to the data in our systems. The Scottish Government publishes official statistics each year which allow for comparisons to be made over longer periods of time.

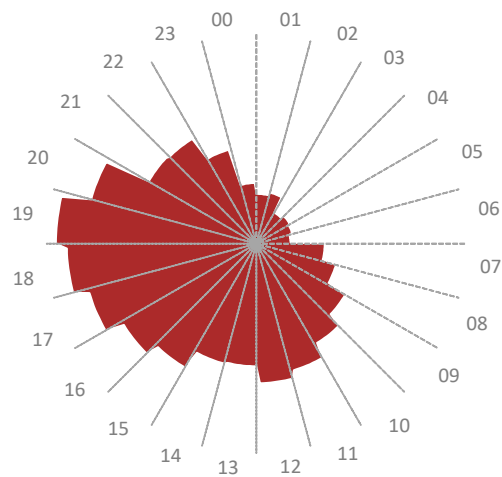
- Activity levels have reduced by more than 5%
- Activity levels have reduced by up to 5%
- Activity levels have increased overall

South Ayrshire Delivery Activity Summary

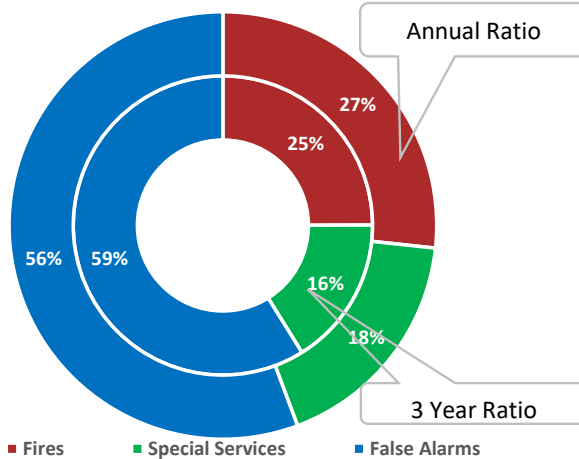


Activity by Time of Day

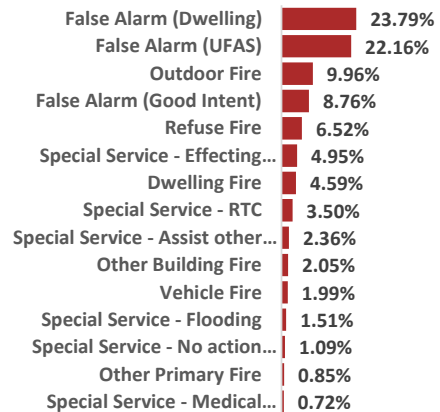
Hour (am)	Total	Hour (pm)	Total
Midnight	39	Mid-day	90
1am	32	1pm	79
2am	34	2pm	80
3am	23	3pm	92
4am	25	4pm	100
5am	24	5pm	112
6am	22	6pm	122
7am	44	7pm	129
8am	53	8pm	110
9am	66	9pm	80
10am	75	10pm	79
11am	85	11pm	63



Incidents by Classification



Top 15 Incident Types by % of Total



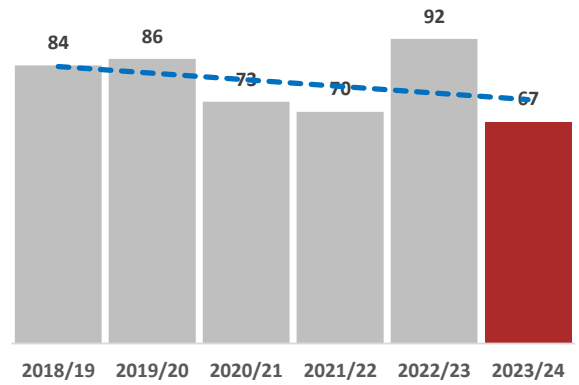
Domestic Safety - Accidental Dwelling Fires



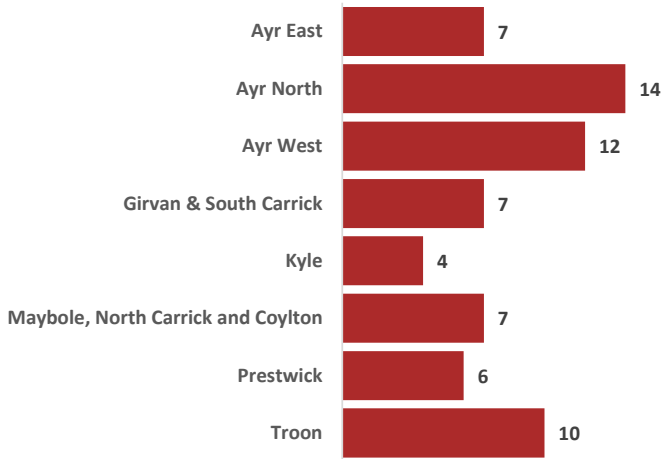
Performance Summary



Accidental Dwelling Fires to Date



Accidental Dwelling Fires by Ward Area



Severity of Accidental Dwelling Fires



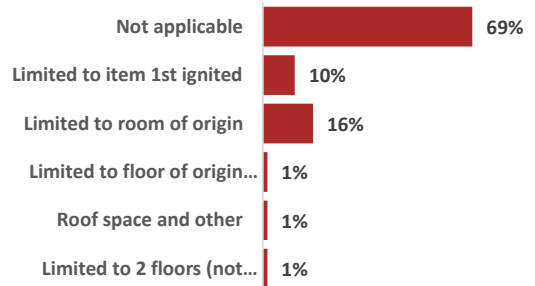
No Firefighting Action

52%

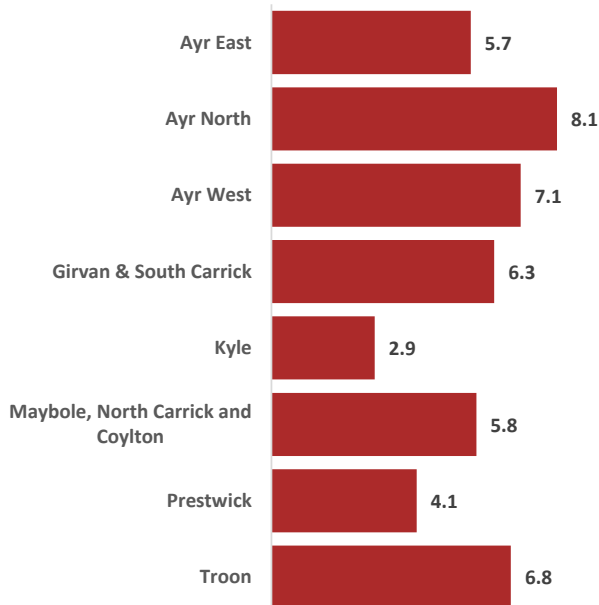
Direct Firefighting

19%

Extent of Fire Damage



Incidents Per 10,000 Population - South Ayrshire



Automatic Detection & Actuation



Detection Present

85%



Detection Actuated

88%



Calls Made via Linked Alarms

22%

Incidents Per 10,000 Population - Ayrshire



Human Factors



Distraction

19%



Alcohol/Drug Impairment

9%



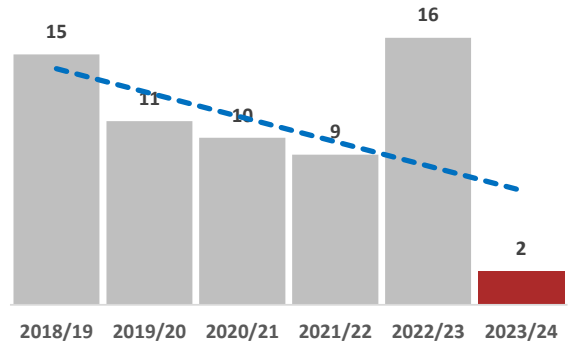
Domestic Safety - Accidental Dwelling Fire Casualties



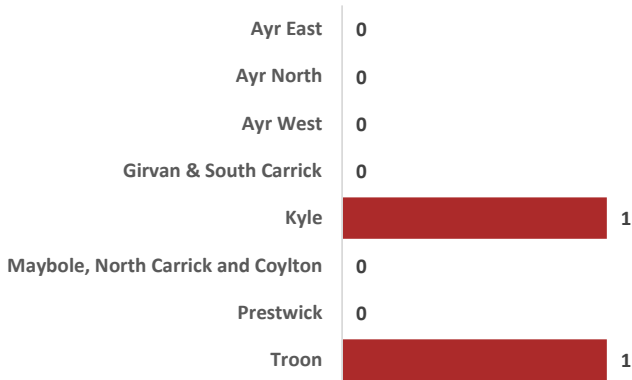
Performance Summary

Year on Year: -88%
 3 Year Average: -23%
 5 Year Average: -21%

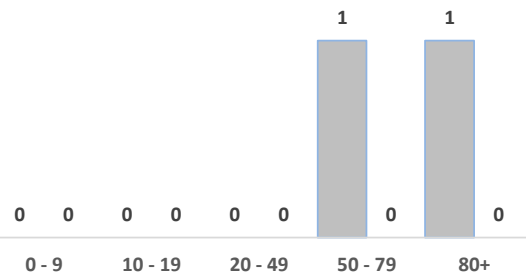
Accidental Dwelling Fire Casualties Year to Date



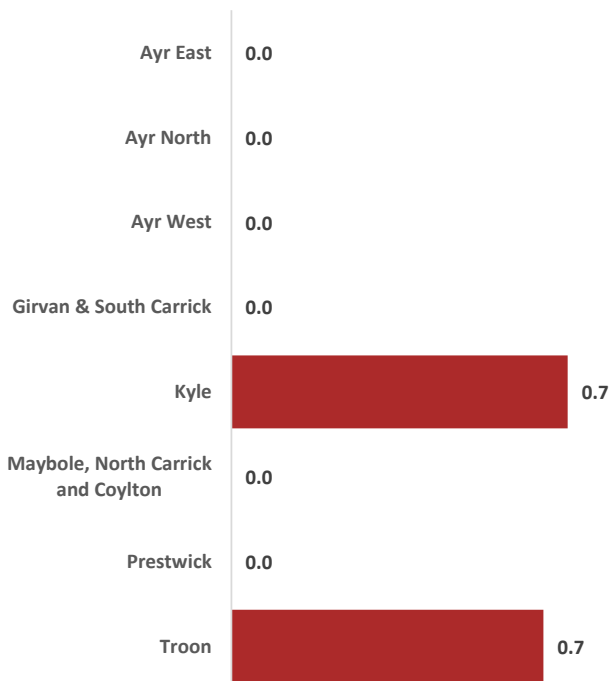
Fire Casualties by Ward Area



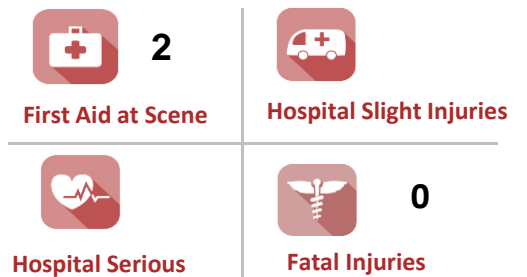
Age / Gender Profile



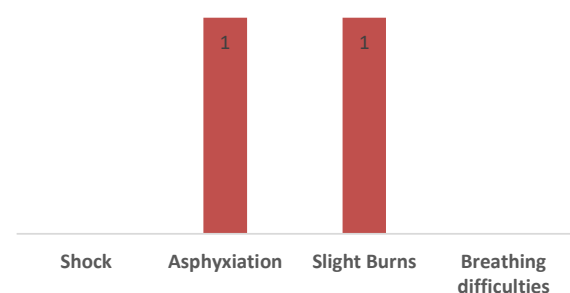
Casualties Per 10,000 Population - South Ayrshire



Extent of Harm



Casualties Per 10,000 Population - Ayrshire



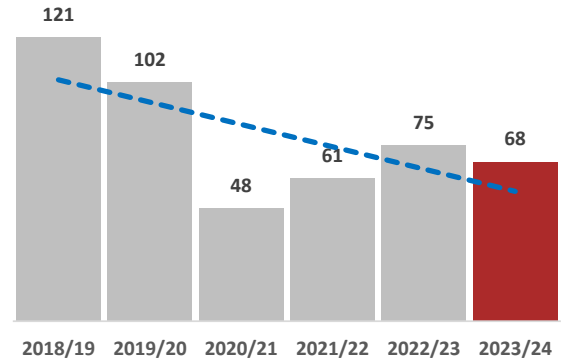
Unintentional Injury or Harm




Performance Summary



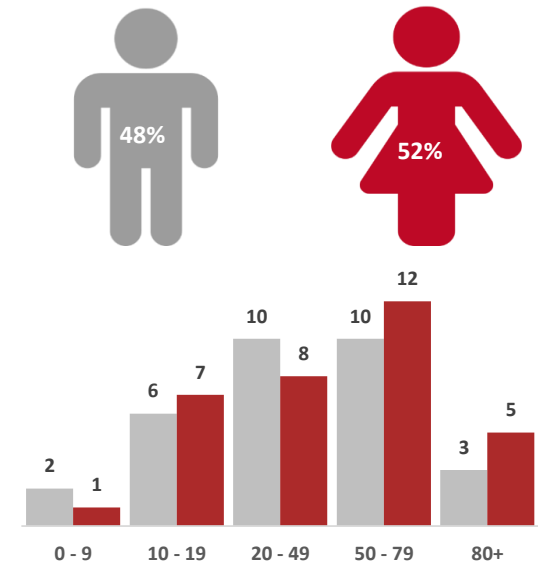
Special Service Casualties Year to Date



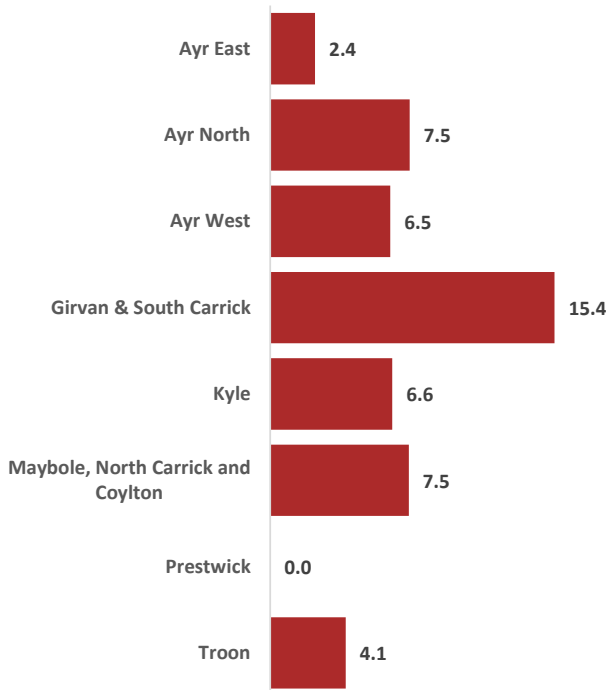
Non-Fire Casualties by Ward Area



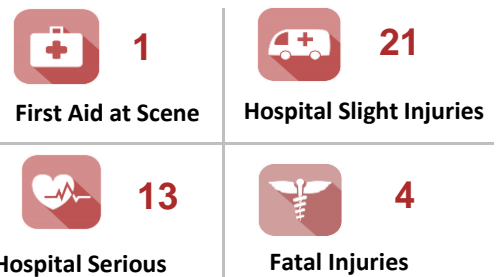
Age / Gender Profile



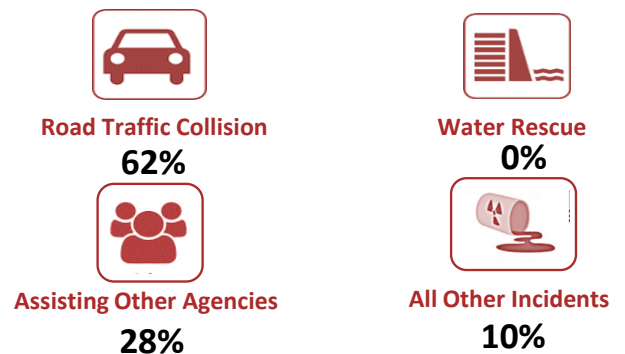
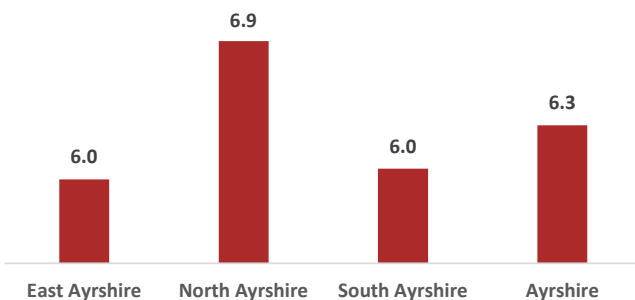
Casualties Per 10,000 Population - South Ayrshire



Extent of Harm



Non-Casualties Per 10,000 Population - Ayrshire




Deliberate Fire Setting



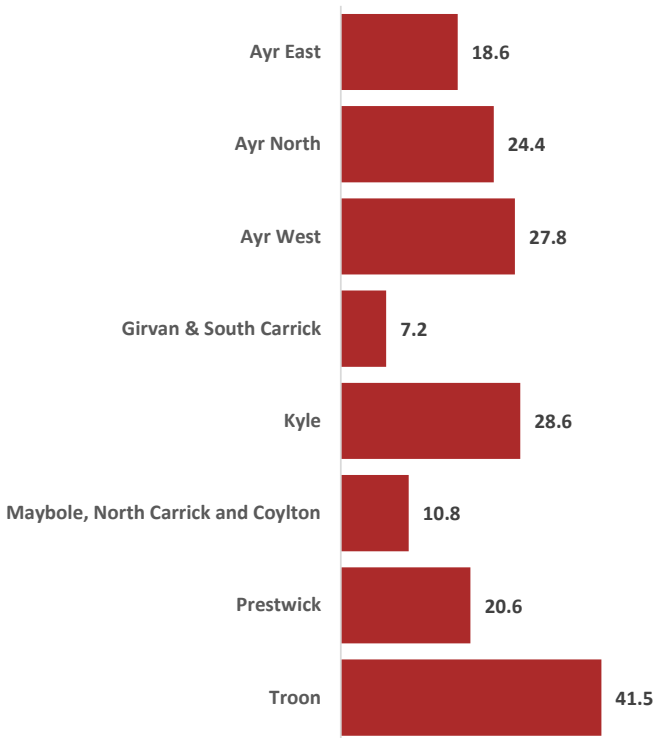
Performance Summary

Year on Year **18%** ◆
 3 Year Average **-1%** ▲
 5 Year Average **1%** ◆

Deliberate Fires by Ward Area



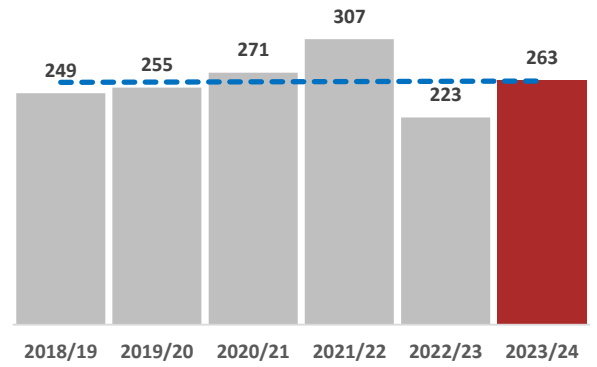
Incidents Per 10,000 Population - South Ayrshire



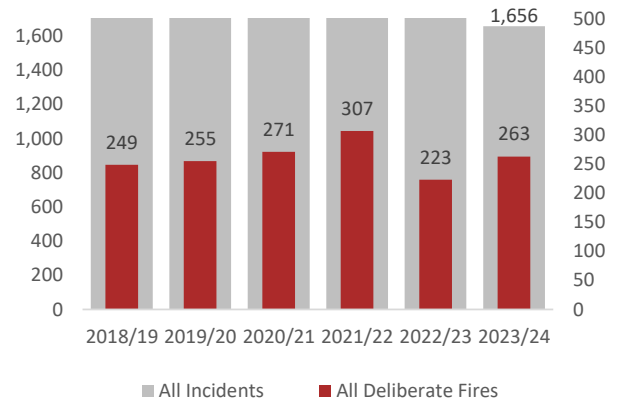
Incidents Per 10,000 Population - Ayrshire



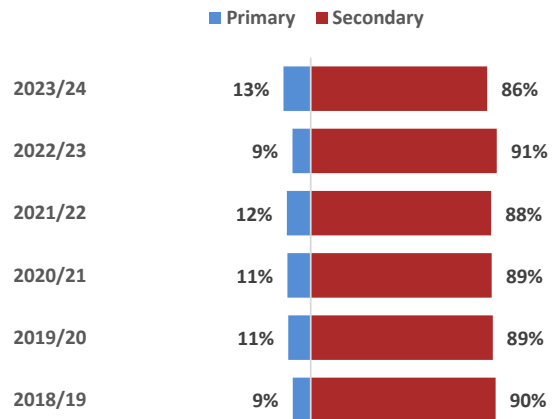
Deliberate Fires Year to Date



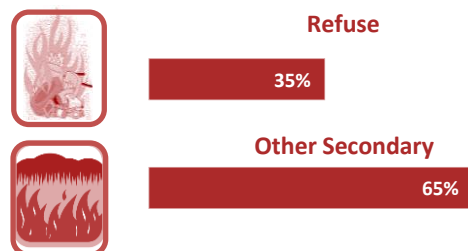
Deliberate Fires Compared to Operational Activity



Deliberate Fires by Classification



Secondary Fire Ratio by Activity Type



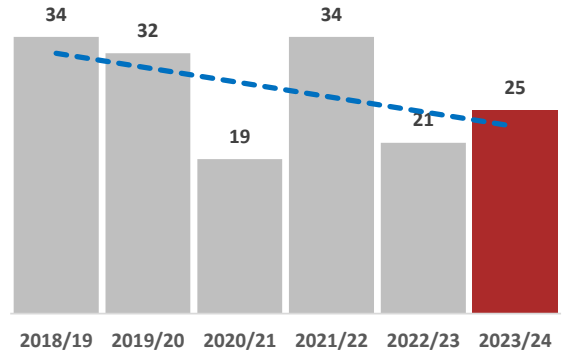
Non-Domestic Fire Safety




Performance Summary

Year on Year **19%** 3 Year Average **8%** 5 Year Average **-6%**

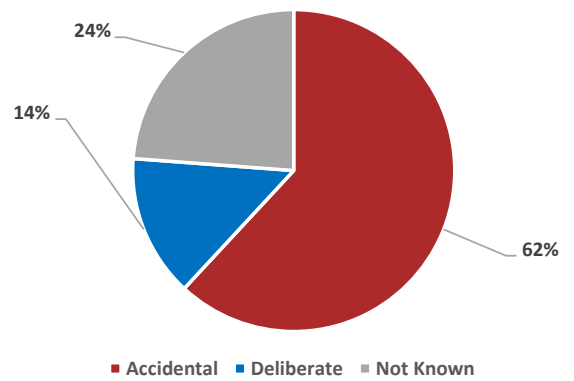
Non-Domestic Fires Year to Date



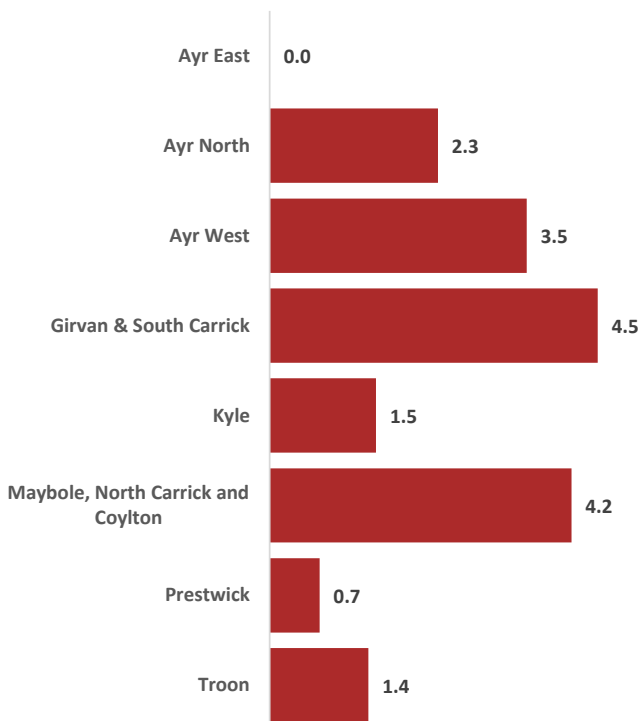
Non-Domestic Fires by Ward Area



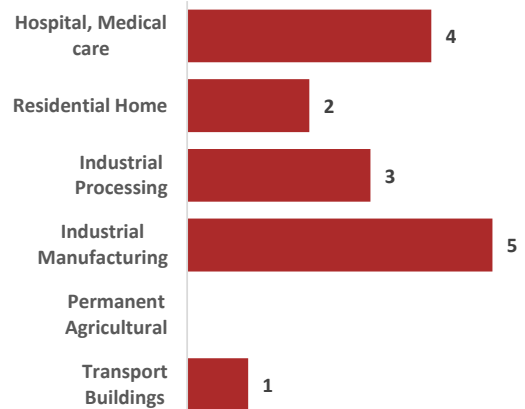
Non-Domestic Fires by Nature of Origin



Incidents Per 10,000 Population - South Ayrshire



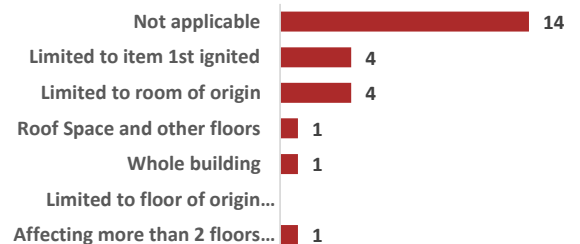
Non-Domestic Fires by Premises Type



Incidents Per 10,000 Population - Ayrshire



Extent of Fire Damage



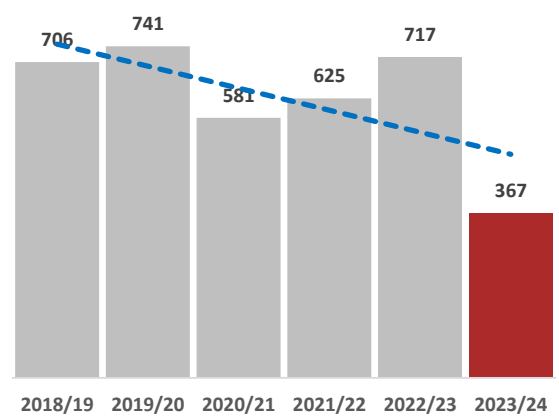
Unwanted Fire Alarm Signals



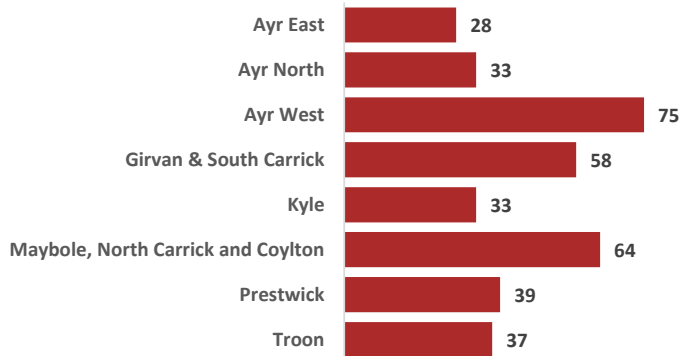
Performance Summary

Year on Year **-49%** 3 Year Average **-11%** 5 Year Average **-10%**

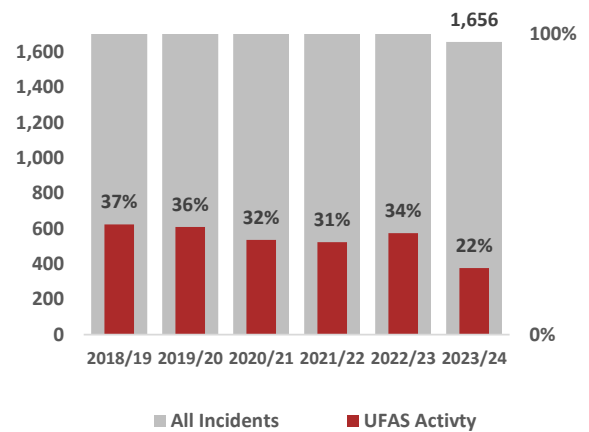
Unwanted Fire Alarm Signals Year to Date



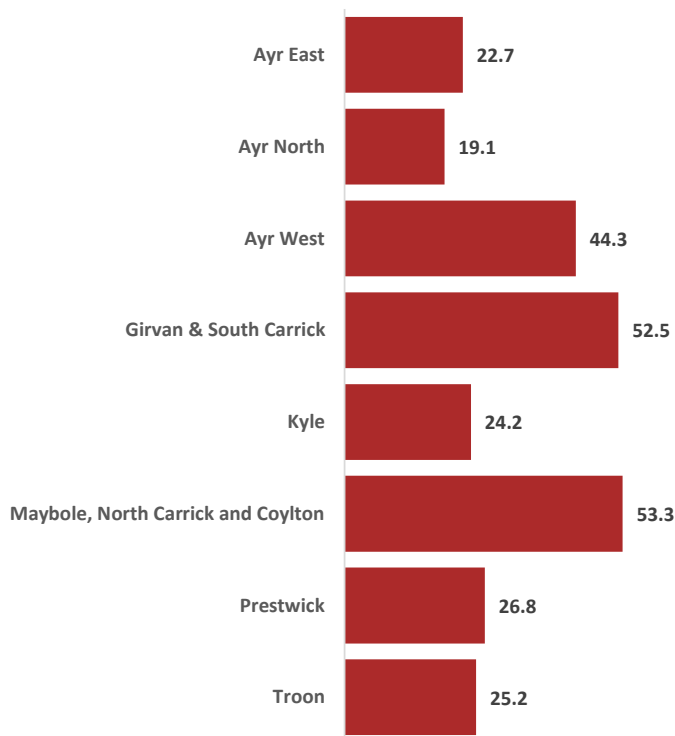
Unwanted Fire Alarms Signals by Ward Area



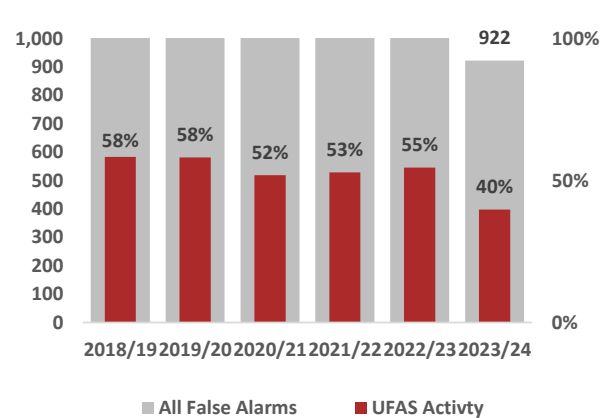
UFAS Percentage Against all Incidents



Incidents Per 10,000 Population - South Ayrshire



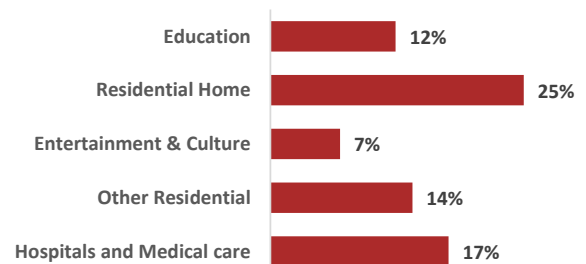
UFAS Percentage Against all False Alarms



Incidents Per 10,000 Population - Ayrshire



Unwanted Fire Alarm Signals - Top 5 Premises



Home Fire Safety Visits



691
Home Fire
Safety Visits
Carried Out

Smoke Detectors Fitted
During Home Fire Safety
Visits

Percentage of High Risk
Home Fire Safety Visits
Carried Out
45%

Percentage of Visits Carried Out
Following Attendance at an
Incident
38%

Fire Safety Audits



Fire Safety
Audits Carried
Out
265



New Audits
83%



Re-Audits
4%



Post Fire Audits
7%



Complaint Audits
2%



Broadly Compliant **7%**



Areas of Improvement **86%**



Notice of Deficiencies **6%**



Enforcement Notice **0%**



Prohibition Notice **0%**

Retained Duty System

Appliance Availability	Mon - Fri (08:00 - 18:00)	Mon - Thu (18:00 - 08:00)	Weekend (Fri 18:00 - Mon 08:00)	Total
Ayr	63.71%	89.78%	78.64%	77.91%
Maybole	60.62%	77.36%	69.83%	69.60%
Girvan	47.75%	57.67%	40.66%	48.39%
Colmonell	10.70%	78.67%	68.22%	54.66%
Troon - 1	47.48%	73.50%	65.14%	62.68%
Troon - 2	1.02%	29.76%	14.78%	15.67%
South Ayrshire	35.85%	64.48%	50.48%	41.50%
Ayrshire	70.18%	96.28%	90.41%	86.36%

Total Mobilisations	Total Time Deployed	No. of Personnel	Contracts
234	165:57:11	12	800%
307	230:18:16	11	850%
107	83:46:25	6	450%
65	53:52:11	5	450%
315	202:57:32	13	9.75

Glossary of Terms

Term - What it means

ADF

Accidental Dwelling Fire

CSET

Community Safety Engagement Toolkit is an internal IT system used to record home fire safety visits and community safety activities

FSET

Fire Safety Experiential Training is a bespoke training programme developed by the Scottish Fire and Rescue Service in Ayrshire and delivered to community planning partners to raise awareness of fire safety within the domestic environment

HFSV

Home Fire Safety Visit

PDIR

Post Domestic Incident Response, a term used by Prevention and Protection Directorate to indicate actions taken following attendance at a fire or other incident in the home. PDIRs include amongst things the offer of a free follow-up home fire safety visit

Primary Fires

These include all fires in buildings, vehicles and outdoor structures or any fire involving casualties, rescues or fires attended by five or more appliances

RDS

Retained Duty System. Professional on call firefighters who may have other primary employment responsibilities outside the Fire and Rescue Service but respond to emergency calls within their local area as and when required

RTC

Road Traffic Collision

Secondary Fires

These are the majority of outdoor fires including grassland and refuse fires unless they involve casualties or rescues, property loss or fire or more appliances attend. They include fires in single derelict buildings

Special Service

Calls to incidents which are not fires or false alarms such as RTCs, rescues, flooding, incidents involving hazardous materials or the provision of assistance to other agencies

UFAS

Unwanted Fire Alarm Signals. When an automatic fire detection and alarm system is activated as a result of anything other than an actual fire the activation is classed as a false alarm. If an attendance is made to such an event by the Scottish Fire and Rescue Service, then the event is recorded as an UFAS incident