

South Ayrshire Council

**Report by Director of Housing, Operations and Development
to Cabinet
of 18 June 2024**

**Subject: Ayrshire Roads Alliance Service Plan 2024/25 and
Performance Report 2023/24**

1. Purpose

1.1 The purpose of this report is to present the Ayrshire Roads Alliance Service Plan for 2024/25 and the Performance Report for 2023/24.

2. Recommendation

2.1 It is recommended that the Cabinet:

2.1.1 approves the Ayrshire Roads Alliance Service Plan for 2024/25 (Appendix 1);

2.1.2 notes that regular progress updates are provided to the Ayrshire Shared Service Joint Committee;

2.1.3 considers the performance scorecard for 2023/24 (Appendix 2) presented to the Service and Partnerships Performance Panel on 11 June 2024; and

2.1.4 otherwise notes the content of this report.

3. Background

3.1 The Ayrshire Roads Alliance is a shared integrated roads and transportation service which was established on 1 April 2014, and provides a service for East Ayrshire Council and South Ayrshire Council. East Ayrshire Council acts as the lead authority for the Ayrshire Roads Alliance.

3.2 The first Service Plan for 2014/15 was approved by the Ayrshire Shared Service Ayrshire Roads Alliance Joint Committee on 23 May 2014. As part of the Service Planning process, it was agreed that the Service Plan would be approved prior to submission to both East Ayrshire Council and South Ayrshire Council. At its meeting on 7 June 2024, the Ayrshire Shared Service Joint Committee approved the 2024/25 Service Plan. East Ayrshire Council will be presented with the 2024/25 Service Plan at their Council meeting on 27 June 2024.

3.3/

- 3.3 The Service Plan provides detail on the Ayrshire Roads Alliance's current operating position and sets out the vision, challenges, aims and objectives for the 2024/25 financial year. The activities to be undertaken in support of these objectives comprise the following:
- the service ten-year review;
 - service performance through the Performance Management Framework;
 - the Risk Register and Report which has established a method of effective management of risk to ensure service improvement through better service delivery; increased certainty and fewer surprises; more effective and efficient management of resources; reduced waste; and better management at all levels through improved decision-making; and
 - through the Benefits Realisation Strategy and Plan which sets out how benefits will be tracked and controlled across the fully integrated Roads service.
- 3.4 The submitted Service Plan in Appendix 1 now reflects the settled position in terms of South Ayrshire Council and East Ayrshire Council 2024/25 budgets both approved on 29 February 2024 and 28 February 2024 respectively.
- 3.5 In addition to revenue funding, the Ayrshire Roads Alliance receives funding from other sources including capital and grants from the Scottish Government, Strathclyde Partnership for Transport; and other locations including both external to the Council (e.g. Sustrans) and internal Council Departments.
- 3.6 The Ayrshire Roads Alliance has been in operation for just over ten years and has achieved a significant amount in that time. The new integrated operating model provides an excellent platform for service delivery and will continue to facilitate a number of continuous improvement initiatives.
- 3.7 Significant challenges lie ahead in terms of maintaining good performance, dealing with financial pressures and their impact on service delivery and delivering on the Benefits Realisation Strategy and Plan to ensure that all the revenue saving targets are met. The Benefits Realisation Strategy and Plan was approved by the Ayrshire Shared Services Joint Committee on 1 May 2015.
- 3.8 The Service Plan contains a change programme, which is complemented by the Business Realisation Strategy and Plan. This has been designed to enable the Ayrshire Roads Alliance to achieve the objectives of the detailed business case set out in June 2013.

Performance Information

- 3.9 A range of performance data is used by the Ayrshire Roads Alliance to measure performance in accordance with statutory requirements to ensure coherent and regular reporting to stakeholders, including service planning actions, budgetary control measures, absence management, customer complaints and risk management. The Ayrshire Roads Alliance benchmarks its activities with the Association for Public Sector Excellence (APSE) and the Society of Chief Officers of Transportation in Scotland (SCOTS) to identify areas for improvement and cost reductions.

Performance Detail

- 3.10 In addition to the statutory indicators the Ayrshire Roads Alliance has a number of other service performance targets. The performance report for 2023/24 is included in Appendix 2.
- 3.11 The performance management framework reflects the service's desire to place the Customer at the heart of service delivery, and the need to provide continuous improvement in the most important issues including the condition of the road; response to fix street lights; response to fill potholes and other emergencies; and response to correspondence received.

4. Proposals

- 4.1 Members are asked to approve the Ayrshire Roads Alliance Service Plan for 2024/25 (Appendix 1) and performance report for 2023/24 (Appendix 2) and otherwise note the contents of this report.

5. Legal and Procurement Implications

- 5.1 By virtue of the relevant statutory provisions principally detailed within the Roads (Scotland) Act 1984, the Council as local roads authority, is required to manage and maintain all publicly adopted roads within its geographical area other than those which are maintained and managed by the Scottish Ministers. Accordingly, the proposals detailed within this report are in compliance with the discharge of the statutory responsibilities which are incumbent upon the Council as local roads authority.
- 5.2 There are no procurement implications arising from this report.

6. Financial Implications

- 6.1 There are no immediate financial implications arising from this report.

7. Human Resources Implications

- 7.1 There are no immediate human resource implications arising from this report.

8. Risk

Risk Implications of Adopting the Recommendations

- 8.1.1 There are no risks associated with adopting the recommendations.

Risk Implications of Rejecting the Recommendations

- 8.2.1 The Ayrshire Roads Alliance Risk Register and performance report is presented to every meeting of the Shared Service Joint Committee.

9. Equalities

- 9.1 The proposals in this report have been assessed through the Equality Impact Assessment Scoping process. There are no significant potential positive or negative equality impacts of agreeing the recommendations and therefore an

Equalities Impact Assessment is not required. A copy of the Equalities Scoping Assessment is attached as Appendix 3.

10. Sustainable Development Implications

- 10.1 **Considering Strategic Environmental Assessment (SEA)** - This report does not propose or seek approval for a plan, policy, programme or strategy or document otherwise described which could be considered to constitute a plan, programme, policy or strategy.

11. Options Appraisal

- 11.1 An options appraisal has not been carried out in relation to the subject matter of this report.

12. Link to Council Plan

- 12.1 The matters referred to in this report contribute to Priority 1 of the Council Plan: Spaces and Places/ Moving around and the environment (Outcome 1).

13. Results of Consultation

- 13.1 There has been no public consultation on the contents of this report.
- 13.2 Consultation has taken place with Councillor Bob Pollock, Portfolio Holder for Economic Development, and the contents of this report reflect any feedback provided.

14. Next Steps for Decision Tracking

- 14.1 If the recommendations above are approved by Members, the Director of Housing, Operations and Development will ensure that all necessary steps are taken to ensure full implementation of the decision within the following timescales, with the completion status reported to the Leadership Panel in the 'Council and Leadership Panel Decision Log' at each of its meetings until such time as the decision is fully implemented:

<i>Implementation</i>	<i>Due date</i>	<i>Managed by</i>
Continue to submit reports to the Ayrshire Shared Service Joint Committee	March 2025	Head of Roads – Ayrshire Roads Alliance

Background Papers **Report to Ayrshire Shared Services Joint Committee of 7 June 2024 - Service Plan 2024-25**

Report to Service and Partnerships Performance Panel of 11 June 2024 - [Ayrshire Roads Alliance Service Plan 2024/25 and Performance Report 2023/24](#)

Person to Contact **Jane Corrie, Head of Roads – Ayrshire Roads Alliance**
Opera House, 8 John Finnie Street, Kilmarnock, KA1 1DD; or
County Buildings, Wellington Square, Ayr, KA1 1DR
Phone 01563 503164
Email jane.corrie@ayrshireroadsalliance.org

Date: 10 June 2024



Ayrshire Roads Alliance

Appendix 1

Service Plan 2024-2025

April 2024

A Partnership between East Ayrshire Council and South Ayrshire Council

Table of Contents

INTRODUCTION	3
STRATEGIC CONTEXT	14
SERVICE PERFORMANCE FRAMEWORK.....	15
RISK, OPPORTUNITIES and CHALLENGES.....	18
PROFILE OF SAVINGS AND COSTS OVER THE FIRST 10 YEARS.....	22
AYRSHIRE ROADS ALLIANCE IMPROVEMENT ACTION PLAN 2023/24.....	24
APPENDIX 1 – ORGANISATIONAL CHART	33
APPENDIX 2-STRATEGIC AND LOCAL DELIVERY SPLIT SPLIT.....	35

INTRODUCTION

The Ayrshire Roads Alliance is a shared integrated roads and transportation service which provides the roads service for East Ayrshire Council and South Ayrshire Council.

The Service is delivered with the overall objective of improving the road and transportation service in the East Ayrshire and South Ayrshire areas to move the Ayrshire Roads Alliance to a position that will deliver at least £8.634 million of savings by 2024.

The Ayrshire Roads Alliance is governed by the Ayrshire Shared Service Joint Committee. The Joint Committee has responsibility for all shared Council services in Ayrshire.

The Shared Services Minute of Agreement describes the functions of the Joint Committee as follows:

- making decisions within the confines of the service budget,
- developing and implementing a strategic policy framework,
- co-ordinating, monitoring and reviewing service performance,
- monitoring budget spend,
- considering and approving an annual Service Plan.

In addition, the "Joint Committee Arrangements for the Ayrshire Roads Alliance" document covers those issues that are specific to the Ayrshire Roads Alliance.

The two Councils involved in the Ayrshire Roads Alliance have each appointed four Elected Members to the Joint Committee. Meetings take place as often as required to conduct business, but at least twice per year in line with the terms of the Minute of Agreement.

The Alliance is responsible for all the roads and transportation activities listed in Appendix 2, split between strategic and local delivery, that are the responsibility of East Ayrshire Council and South Ayrshire Council. Both Authorities retain the role of Roads Authority under the Roads (Scotland) Act 1984 - Section 1.

East Ayrshire Council - Strategic Issues

The East Ayrshire Community Plan is the sovereign and overarching planning document for the East Ayrshire area, providing the strategic policy framework for the delivery of public services by all local Partners. The Plan is the Council's Corporate Plan and covers the 15 years from 2015 to 2030.

The Vision contained within the Community Plan is shared by all Partners and states that:

“East Ayrshire is a place with strong, safe, vibrant communities where everyone has a good quality of life and access to opportunities, choices and high quality services which are sustainable, accessible and meet people’s needs.”

The Community Plan is implemented through three thematic Delivery Plans - Economy and Skills, Safer Communities and Wellbeing. The Plan is also implemented through the day to day work carried out by services across the Council.

East Ayrshire Council Strategic Plan 2022-2027

This plan sets out our priorities for the communities of East Ayrshire over the next five years and describes the context in which our services will work collaboratively with each other, our communities and our partners to drive forward the actions needed to achieve our aims. This will include prioritising the resources that are entrusted to us and continuing to find new and innovative ways of working, to ensure the delivery of services that are affordable, sustainable and which best meet the needs of those we serve. The Plan recognises the strengths and assets that exist within East Ayrshire and highlights the ambitions we have for our communities. However, it is written against a backdrop of what are unprecedented challenges for both our Council and for those we serve. These challenges include:

- Rising inflation and increases in the cost of living
- Increased demand for services
- Restrictions in funding
- Pandemic Recovery and Renewal
- Public Sector Reform
- The impact of EU Exit

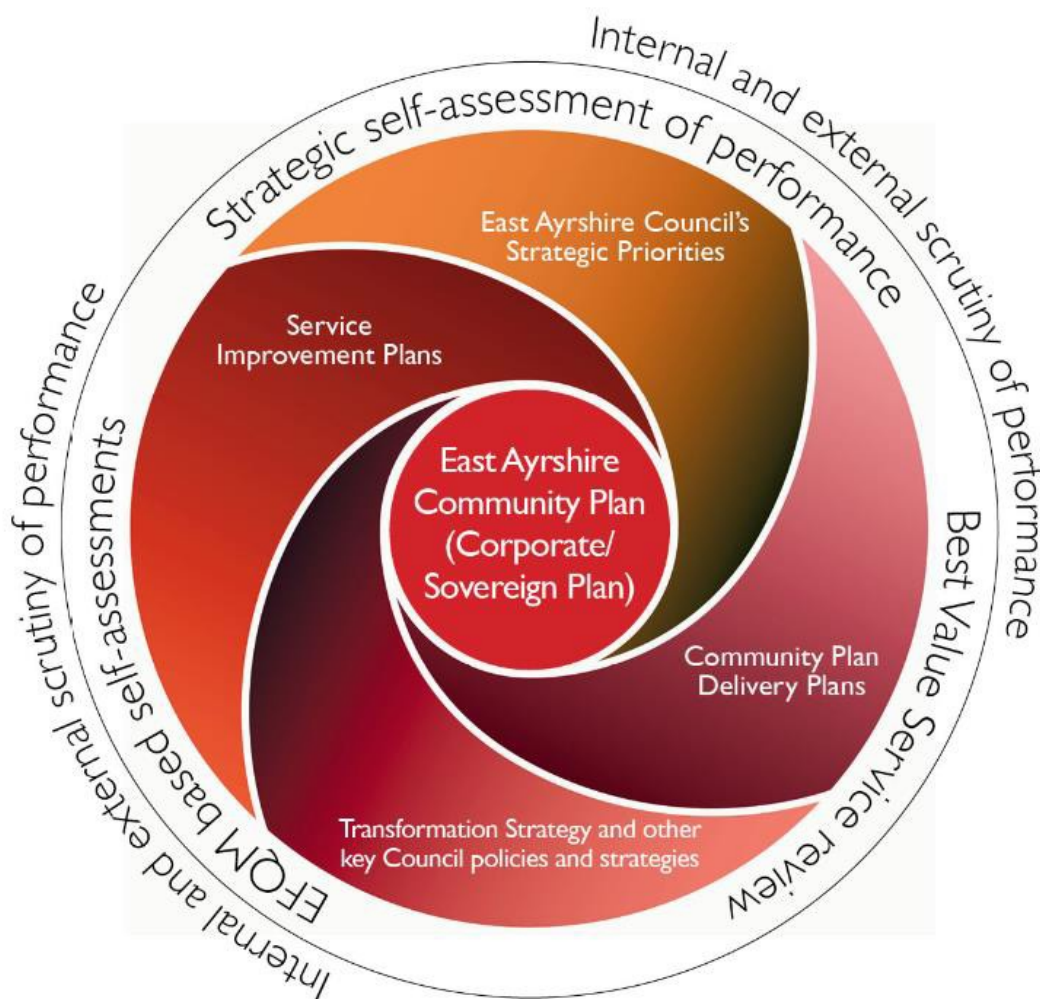
The Strategic Plan priorities take account of the communities we serve, including local needs, circumstances and aspirations; the current internal and external context in which the Council operates; national and local drivers for change, including risks, challenges and opportunities; governance arrangements; programme management and performance measurement. Our priorities build on the work of our previous two Transformation Strategies and our Covid-19 Recovery and Renewal Dynamic Action Plan. It is important to recognise that there are commonalities and interdependencies across and between our priorities.

- Building a Fairer Economy

- Tackling Poverty and Inequality
- Improving Community Wellbeing
- Supporting Children and Young People
- Delivering a Clean, Green East Ayrshire
- Ensuring Financial Sustainability and Resilience

Service Improvement Plans are an essential element of the Council’s performance management and improvement framework. They set out the key issues for delivering services in support of the Community Plan Vision and priorities, provide a focus on performance improvement aligned to the Single Outcome Agreement and describe the service specific risks that may impact on the delivery of the Service.

The diagram below provides a graphic representation of the Council’s Policy Planning Framework and shows the strategic context within which the Service Improvement Plans sit. In addition it shows the wider Performance Management and Improvement Framework which the Council has adopted to ensure the rigorous scrutiny of performance and drive service improvement across the Council.



South Ayrshire Council - Strategic Issues

The Council Plan 2023-2028 sets out the Council's vision for the next five years, with a focus on **"Our Purpose", "Our Vision", "Our Values"**. The Plan details the high-level objectives and outcomes to be achieved by 2028.

The Council's priorities and outcomes place an emphasis on the connection between our places and the wellbeing of our communities and environment. The place-based approach recognises that every area has a different blend of physical, social, and economic characteristics that influence each other and aims to address complex problems that no service alone can solve. The priorities provide a common framework, aimed at promoting a shared understanding that encourages services and partners to work collaboratively to achieve improved outcomes and wellbeing for our communities.

- Priority One Spaces and Places
- Priority Two Live, Work, Learn
- Priority Three Civic and Community Pride

The Ayrshire Regional Growth Deal

The three Ayrshire Councils have worked in partnership with other agencies, communities and businesses to secure the first Regional Growth Deal in Scotland. This will see £251.5 million of investment in key assets and key sectors across Ayrshire, underpinned by an ambition to facilitate economic growth across the region. The projects within the Growth Deal offer the best opportunity to attract private sector investment into Ayrshire and to transform the area. It is considered that the various interventions in the Growth Deal will unlock £300 million of private investment and deliver around 7,000 new jobs across a wide range of sectors.

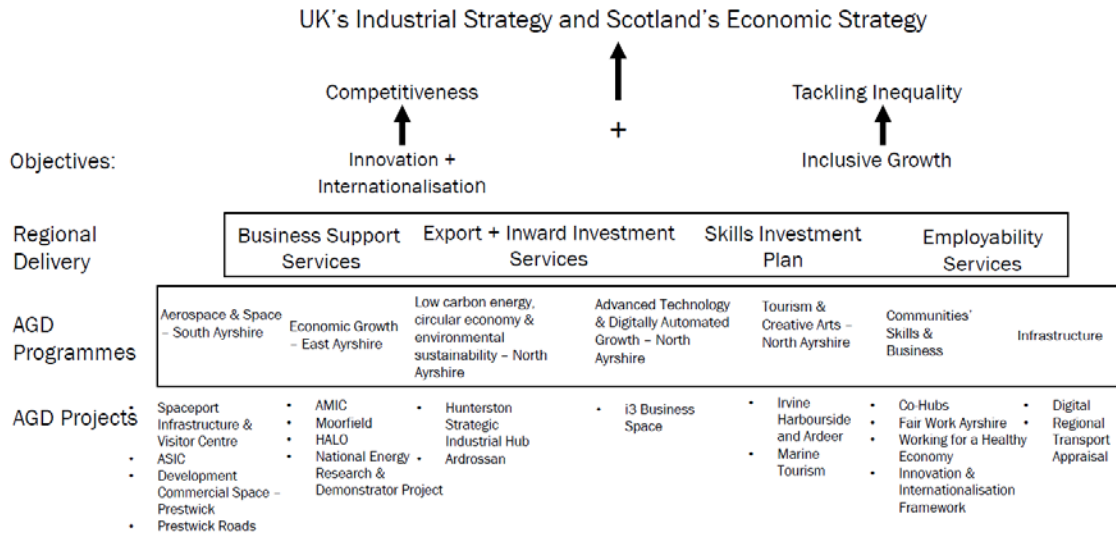
The vision is for Ayrshire to be **"a vibrant, outward looking, confident region, attractive to investors and visitors, making a major contribution to Scotland's growth and local well-being, and leading the implementation of digital technologies and the next generation of manufacturing."**

Project proposals and associated outline business cases have been prepared, reviewed, assessed and refined following feedback received from policy leads with the United Kingdom and Scottish Government and these now form the overall programme business case.

The Heads of Terms for the Ayrshire Growth Deal were signed on 8 March 2019. Partners are now working with Governments to agree the profiling and phasing of projects and the development of full business cases for those projects.

The figure below illustrates how the Ayrshire Growth Deal programme links to the Governments' objectives of increased growth and prosperity. The programme is based on the achievement of economic growth and inclusive growth with a clear focus on addressing the issues of innovation and productivity, and inequality across the regional economy.

AGD Strategic Framework



There are no transport projects within the current Ayrshire Growth Deal proposals outwith the areas where development is proposed. Connectivity and accessibility are key tenets of the Deal, and transport infrastructure will be essential to securing Ayrshire's economic growth.

The current status of the project revolves around critical elements, primarily the completion of an assessment and appraisal which follows the Scottish Transport Analysis Guide (STAG) requirements and provides the required assessment of roads mitigation requirement, satisfying Transport Scotland's requirements. This phase is essential for obtaining crucial insights and approvals necessary for the project's progression.

The project initially faced challenges that have required a reassessment of its original scope, initially planned as a three-phase endeavour. The challenges stem from a combination of insufficient budget and the absence of necessary evidence to support the implementation of one or more project phases. Ongoing changes to the development schedule for commercial build have also resulted in changes to scope and delay.

Challenges further faced are:

- Reliance on LDP2 being approved (transport modelling)
 - Resistance from local community due to re-profiling of the roads project
 - Requirements to undertake full transport assessments for each phase of the proposal to provide a justifiable case for delivery
- These challenges create the difficult situation where the project is unable to adhere to the initial scope, prompting a need for a revised approach. As the project develops and preferred options become clear, SAC anticipates being in a better position to provide an accurate programme and cost insight, understanding that currently, projections are hindered by the early stage of development. The outcome of the STAG process,

expected by June '24, will significantly influence the anticipated changes in project scope and direction.

The project is connected to other initiatives within the broader Space and Aerospace programme such as the Spaceport and Commercial Build (currently being delivered outside AGD), each with their own challenges in planning and execution. Coordination and alignment with these interconnected efforts add a layer of complexity to the project's overall landscape, emphasising the need for strategic collaboration and cohesive planning across the programme. As the project develops, its success is influenced by the broader objectives and developments and the team is working hard to ensure the connectedness.

Ayrshire Roads Alliance will deliver these projects for South Ayrshire Council.

STPR2

Ayrshire's key transport routes (road, rail, sea and air) are critical for businesses to enable goods to get to market, our communities to employment and for training opportunities. A number of key route improvements have been identified.

The current Strategic Transport Projects Review for the 20 year period from 2012 deals with just road and rail modes of transport. The new Strategic Transport Projects Review was published in December 2022 and included all modes of travel including active travel and public transport. In addition, this work will develop transport projects outputs at a national, regional and local level.

Due to Covid-19, Transport Scotland restructured the STPR2 into two phases. Phase 1 focussed on the short-term (up to 5 years) with a view to identifying interventions which can be accelerated to support a green economic recovery from Covid-19, and also those which embed, support and extend any increase in travel by sustainable travel modes, including positive behaviour change seen during the pandemic. Phase 2 completed the review and the report was published in December 2022, giving Scottish Ministers a programme of potential transport investment opportunities for the period 2022-2042. A delivery programme is yet to be published.

Levelling Up Fund

The Fund provides £4.8bn capital investment allocated through a competitive bid process that will operate from 2021/22 through to 2024/25. Total funding of £800m from the quantum has been allocated to Scotland, Wales and Northern Ireland with Scotland guaranteed to receive at least 9% (£432m) of the overall UK total. The fund will be jointly managed by the Ministry of Housing, Communities and Local Government (MHCLG), the Department for Transport (DfT) and HM Treasury.

Ayrshire Roads Alliance submitted two bids on behalf of East Ayrshire and South Ayrshire Council.

- Bellfield Interchange Improvement

- Active Travel Route Ayr to Prestwick

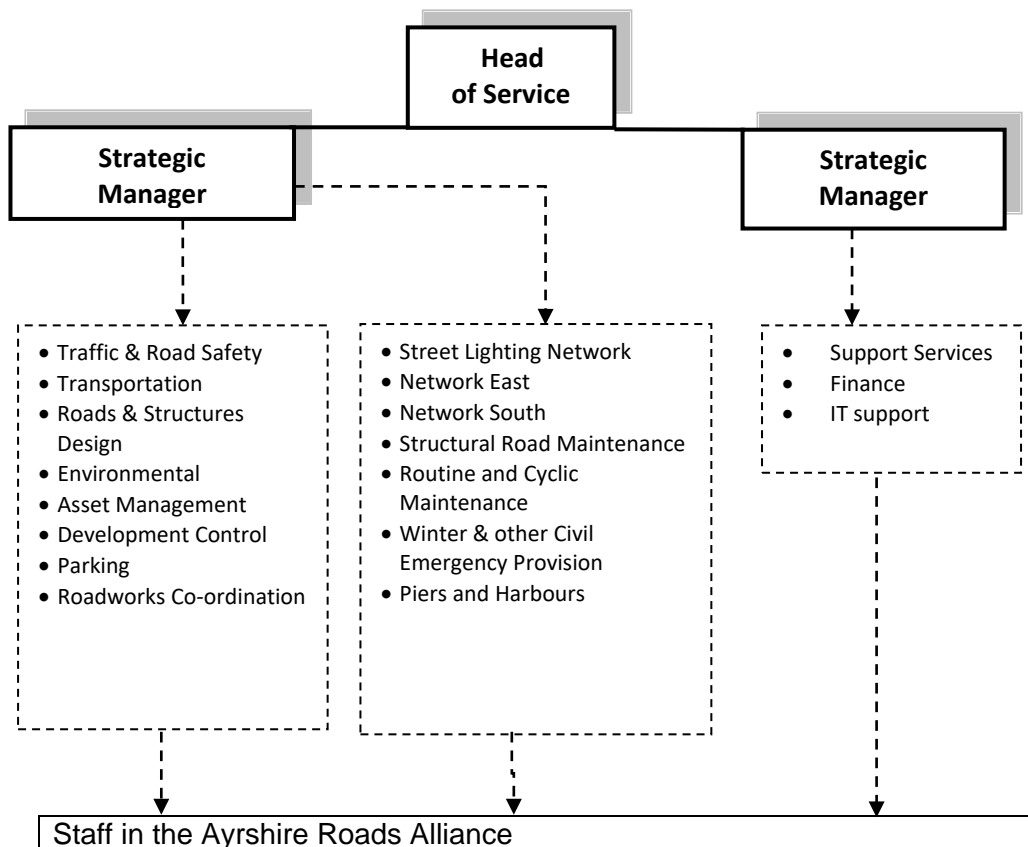
Both bids were unsuccessful in Round 2 however following a review of round 2 the Active Travel Route Ayr to Prestwick was confirmed as a viable project. There is the potential for a further round of bids and Bellfield Interchange will be resubmitted if the opportunity arises.

Our Current Service Resources

Table 1 – The Ayrshire Roads Alliance Assets (as at 31 March 2024)

Asset Inventory Data as of 31st March 2024						
Asset Type	Units	East Ayrshire Council	Ayrshire Council	South Ayrshire Council	Ayrshire Council	Totals
Carriageway	km	1,228		1,183		2,411
Footways & Footpaths	km	1,028		945		1,973
Street Lighting Columns	No.	21,457		20,488		41,945
Illuminated Signs & Bollards	No.	1,425		1,296		2,721
Structures	No.	618		371		989
Retaining Walls	km	7		3		10
Length of Sea Defences	km	0		24		24
Piers and Harbours	No	0		1		1
Cattle Grids	No.	11		34		45
Traffic Signals	No. of Sets	97		92		189
Variable Message Signs	No.	115		45		160
Vehicle Activated Signs	No.	150		60		210
Real Time Passenger Information	No.	67		50		117
Gullies	No.	27,257		26,350		53,607

Grit Bins	No.	760	296	1056
Weather Stations	No.	3	1	4
EV Dual Chargers	No	57	36	93
Depots	No	1	2	3



Staff, Property and Fleet

The Ayrshire Roads Alliance has depots located at Gauchalland in Galston; Meadowhead in Coylton and Grangestone in Girvan. Offices are located in Kilmarnock, Ayr and at Girvan Harbour. We also have extensive vehicles, plant and equipment to allow our service to be delivered.

There will be an ongoing need for property and accommodation across the area for the Ayrshire Roads Alliance; for vehicle and equipment storage; and maintenance and staff facilities. It is important that property and accommodation is safe, secure, fit for purpose, and strategically placed to minimise the time spent travelling from depot to

workplace to maintain the road asset, minimise the associated vehicle wear and tear, and emissions.

From April 2014, the following actions have been taken in relation to property and accommodation:

- Gauchalland Depot - Street lighting operations have moved from Munro Place in Kilmarnock to Galston.
- The street lighting technical team was located at the Johnnie Walker Bond in Kilmarnock which provided a more centralised service. Following a further review this team is now located at Galston depot
- The closure of the Underwood Depot in Cumnock saw staff re-located to the Gauchalland Depot in Galston.
- All salt for the Ayrshire Roads Alliance previously stored in the Underwood Depot is now distributed from the Meadowhead Depot in Coylton.
- A rationalisation of fleet across the Ayrshire Roads Alliance has taken place resulting in a reduction in cost.

Further office developments include staff transferring from the Johnnie Walker Bond to the Opera House in Kilmarnock and from Burns House to Wellington Square and Town Hall in Ayr which was restricted due to COVID guidance.

Staff have now returned to the Opera House Kilmarnock on a rota based model with posts designated as fixed, flexible and mobile.

Staff returned to County Buildings and Ayr Town Hall in June 2022 on a rota hybrid model.

Depots at Galston, Ayr and Girvan are fully operational

Our key messages from this work include:

The Ayrshire Roads Alliance completed an organisational review which delivers the current management structure which has generated £326,000 of revenue savings per year. This will contribute £2.242 million towards the Business Case savings target of £8.634 million. The Joint Committee agreed to this review on 1 April 2016, and the work was completed during 2017/18. In accordance with good management practice the Alliance continued to review staff provision, and completed the service re-design during 2021/22 with management actions realising a saving of £190,000, parking £86,000 and £293,000 in South Ayrshire.

The Ayrshire Roads Alliance completed a depot review which has resulted in £404,362 of revenue savings by 2024. This included the closure of the Underwood Depot with staff transferring to Gauchalland Depot; and the Munro Place Street Lighting Depot with all street lighting staff now being based in Gauchalland. In accordance with good management practice the Alliance will continue to review depot and accommodation provision.

The Ayrshire Roads Alliance has completed the fleet review which has resulted in £1,350,699 of revenue savings by 2024. In accordance with good management practice the Alliance will continue to review fleet and plant provision.

Budgets

The Ayrshire Roads Alliance delivers the strategic and local services as stated in this Service Plan and listed in Appendix 2.

The budget to deliver these services is provided from East Ayrshire Council, South Ayrshire Council, and other external organisations.

budgets for 2024/25 are confirmed and this is reflected in Tables 1 and 2.

Table 1 - Budgets 2024/25

Council	Revenue	Non - Revenue	Total (£m)
East Ayrshire Council	£6.269m	£11.570m	£17.839m
South Ayrshire Council	£6.005m	£11.030m	£17.035
Total	£12.274m	£22.600m	£34.874m

Table 2 provides the current non-revenue budgets for 2024/25

Table 2- Non-Revenue Budgets

Funding Source	Type/Level of Funding	Annual Budget 2024/25
East Ayrshire Council Carriageway, Footway Street Lighting. Traffic, Transportation & Road Safety. Bridges & Culvert Replacement. New Cumnock Flood Scheme Multi-Storey Kilmarnock Car Parks School Streets Fleet	£2.293m £0.250m £0.250m £0.323m £2.400m £0.650m £0.794m £0.870m £0.050m £0.400m	Current approved budget £8.280m at Cabinet meeting of 13 March 2024.
Scottish Government	Active Travel Tier 1 Road Safety Improvement Fund. Bus Infrastructure, pavement parking.	£1.099m

Strathclyde Partnership for Transport	General funding	£0.700m TBC
Sustrans	Infinity Loop and Hurlford Street Design	£1.030m
SFT	Funding for Strategic Strategy for Public charging	£0.065m
Scottish Timber Transport Group	Projects	TBC
Developer Contributions	Rural route action plans	£0.396m

Funding Source	Type/Level of Funding	Annual Budget 2024/25
South Ayrshire Council		
Roads Improvement Plan	£3.324m	£5.238m (Confirmed at Cabinet meeting on 24 April 2024)
Bridge Works	£0.662m	
Street Lighting	£0.205m	
Vehicle Restraint	£0.0.50m	
Girvan Harbour	£0.575m	
EV Charging	£0.220m	
Climate Change		
Prestwick Local Flood Plan	£0.050m £0.152m	
Scottish Government	Road Safety Improvement Plan Active Travel Tier 1 Active Travel Infrastructure fund	£4.386m
Strathclyde Partnership for Transport	General funding	£0.800m TBC
Sustrans	Projects	£0.514m
SFT	Funding for Strategic Strategy for Public charging	£0.065m
Scottish Timber Transport Group	Projects	TBC

STRATEGIC CONTEXT

EAST AYRSHIRE COUNCIL

The Community Plan 2015 - 2030 includes a Safer Communities Delivery Plan, which sets out the key actions to be undertaken and also measures progress. The Delivery Plan contains three distinct strategic priorities, all of which will be influenced by the activities undertaken by the Ayrshire Roads Alliance. These are:

- Make East Ayrshire a safe, secure and attractive place to live, work and visit.
- Improve community safety in neighbourhoods and homes and protect and support our most vulnerable individuals and families.
- Promote our vibrant communities by encouraging active and responsible citizenship.

Single Outcome Agreement (SOA)

The SOA was reviewed and developed as a key element of the comprehensive review of the Community Plan to ensure alignment with strategic priorities and high level local outcomes. There are a number of National Outcomes which are supported by the activities undertaken by the Ayrshire Roads Alliance. The Community Planning Partnership receives an annual report in September each year at which they are advised of progress against the local outcomes previously agreed.

SOUTH AYRSHIRE COUNCIL –

The Local Outcomes Improvement Plan and Local Place Plans were introduced in 2017. The plan focuses on two strategic themes which emerged from the development process.

- Closing the poverty-related outcomes gap for children and young people in South Ayrshire
- Supporting older people to live in good health

The Plan is supported by a partnership wide focus on four priority areas

- Improving outcomes for looked after children and care leavers
- Providing support for young people who are carers
- Reducing social isolation and loneliness
- Support for people living with dementia and their carers

There will be an effort to improve outcomes for children and older people particularly in the Ayr North and Girvan Glendoune areas, and to identify transferable good practice to be used to support outcomes improvement in other parts of South Ayrshire. The work on progressing this work is taking place within the auspices of the Integrated Children's Services Strategic Delivery Partnerships and the Health and Social Care Partnership and this is supported by appropriate partnership work.

SERVICE PERFORMANCE FRAMEWORK

PERFORMANCE AND BENCHMARKING

The Councils' performance management frameworks operate on a number of levels providing detail on strategic priorities, operational priorities and day to day management information. Within the Ayrshire Roads Alliance, the approach is fully integrated and aligned with the corporate frameworks.

- Strategic (Community Plan and Single Outcome Agreement; and Local Outcomes Improvement Plan)
- Operational Priorities (Council performance indicators)
- Management information (operational statistics, corporate measures of performance)

Strategic Issues

East Ayrshire Community Plan 2015-30. The Community Plan includes three Delivery Plans, which set out the key actions to be undertaken and measures to progress against them. The Delivery Plans contains distinct strategic priorities, which will be influenced by the activities undertaken by the Ayrshire Roads Alliance Service.

Single Outcome Agreement. The single outcome agreement has been reviewed and developed as a key element of the comprehensive review of the Community Plan in 2014/15 to ensure alignment with strategic priorities and high level local outcomes.

Operational Issues

Council Performance Indicators.

The Ayrshire Roads Alliance reports on a number of performance indicators through an electronic Performance Management System. A management framework has been developed, which has been approved by the Joint Committee. The data includes both contextual and performance information thereby allowing statutory returns to be made facilitate benchmarking provide each Council and the Joint Committee with the information they require to monitor performance.

A performance scorecard is produced as an integral part of the Ayrshire Roads Alliance which is reviewed at the monthly Ayrshire Roads Alliance Management Team meetings and reported to every Joint Committee.

This scorecard is used to:

- monitor the progress in meeting the Ayrshire Roads Alliance's objectives;
- help managers to have performance-related conversations with staff;
- identify any problem areas that need addressed.

Performance Management System

Relevant information contained within the Performance Management System is provided for each four week period in a scorecard which is used by the Depute Chief Executive (Safer Communities) and the Head of Service to monitor performance activity and improvement within their respective management team meetings.

SCOTS/APSE Benchmarking Framework

The Society of Chief Officers of Transportation in Scotland (SCOTS) and the Association for Public Sector Excellence (APSE) have developed a series of indicators to utilise SCOTS definitions using a single template.

The Alliance participates in the SCOTS/APSE benchmarking framework through the APSE Annual Return; the SCOTS/Institution of Civil Engineers “state of the network” annual return; and the Scottish Road Maintenance Condition Survey.

Local Government Benchmarking Framework

The Local Government Benchmarking Framework (LGBF) collates information from the APSE Annual Return that is published by the Improvement Service with specific actions to improve performance.

Monitoring and Review

Monitoring of the service plan is the responsibility of the Joint Committee. An annual review will be completed and reported to the Joint Committee and both Councils. The Joint Committee will receive a six monthly update on the Service Plan progress. In addition, separate monthly meetings are held with the Depute Chief Executive responsible for the provision of the roads service within East Ayrshire Council; and the Executive Director responsible for the provision of the roads service within South Ayrshire Council.

Scrutiny in respect of the Joint Committee is undertaken by both Councils in accordance with their own processes as set out within their respective Corporate Governance arrangements. Matters in relation to service performance will be closely monitored by both Councils through the Joint Committee.

QUALITY MANAGEMENT AND ASSESSMENT

European Foundation for Quality Management (EFQM) Excellence Model

The European Foundation for Quality Management (EFQM) Excellence Model is a practical self-assessment tool designed to promote continuous improvement within organisations by assessing their performance against concepts of tested and recognised good management practice. The EFQM Model is the cornerstone of Best Value. The service also has an externally accredited Quality Management System.

ENGAGEMENT WITH SERVICE USERS

The Ayrshire Roads Alliance will continue to undertake engagement with relevant service users. This engagement will take a number of forms through informing, consulting, involving, collaborating or empowering our service users.

Through 2024/25 we will continue engagement with our customers to ensure we maximise the involvement of our service users.

The Association for Public Service Excellence (APSE) who work with over 300 Councils through the UK to promote excellence in the delivery of frontline services to our local communities have developed the Scotland Roads Survey in conjunction with the Society of Chief Officers of Transportation in Scotland (SCOTS).

The Survey will be used to gauge customer service and user experience/satisfaction of winter gritting, road works, road safety and other road maintenance related matters within East Ayrshire Council and South Ayrshire Council.

The information gathered from the survey will help shape future service delivery and inform on performance.

APSE will administer the survey on our behalf and it is expected that the first results will be published in the 2024 Roads Asset Management Plan (RAMP) update.

The link on the Ayrshire Roads Alliance website to the East Ayrshire Council and the South Ayrshire Council survey forms is below

<https://www.ayrshireroadsalliance.org/Information-On/Consultations/Current-consultations/the-association-for-public-service-excellence-apse-road-condition-survey.aspx>

CONSULTATION WITH EMPLOYEES

Employee Engagement

The Employee Attitude Survey identified a number of issues to be addressed. Employee engagement will continue through 2024/25 and this will take many forms including management meetings; team meetings and staff forums. The staff forums will take place when important Council or service information requires to be provided to staff. One of the main issues for 2021/22 was the transformation strategy for Ayrshire Roads Alliance and implemented April 2022.

Trade Union Meetings

The Alliance will continue to engage with the Trade Unions through the established JCC process which involves meetings at a Corporate; Service and work specific level.

RISK, OPPORTUNITIES and CHALLENGES

Risk

The Ayrshire Roads Alliance records risk using a “five by five” scoring matrix, for the risks identified which quantifies the assessment of the likelihood and severity of a particular risk occurring. This information is hosted on the Performance Management System and it is used to understand the impact of proposed controls and mitigations on the overall risk profile. This is a widely used tool in risk management.

The service risk register, and the Corporate Risk Registers, are aligned to the approach of identifying and recording risk, which ensures a consistent approach to service level risk recording. This allows service objectives and priorities, performance measures and service risks to be captured in a single document. These areas are closely aligned, and this approach offers benefits in business planning, service delivery, and performance and risk management.

The risk register for the Ayrshire Roads Alliance is presented to every meeting of the Joint Committee.

There continues to be a number of opportunities and challenges which the Ayrshire Roads Alliance faces over the next twelve months.

Opportunities

The opportunities include the following

- Although the Organisational Review was approved by Joint Committee on 1 April 2016 and implemented during 2017/18, we continued to review staff provision during 2020/21 as part of service re-design reported and approved by Cabinet 23 February 2022 the transformation and redesign was implemented from 1 April 2022.
- The Plant & Fleet review from June 2016 was implemented immediately. However, with new technology and the need to increase the number of electric vehicles then all plant and fleet will continue to be reviewed during 2024/25.
- The property and accommodation review from November 2016 and all the actions have been implemented. Nevertheless, with more agile and remote working, the Alliance will continue to review these issues during 2024/25, as part of the service re-design.
- The opportunity to continue to make significant revenue budget savings through the replacement of existing street lighting units with LED units cannot be understated. Work commenced in 2018/19 with work programmed to be completed in 2021/22, however completion has been delayed due to COVID and the impact of material shortages. Currently 91% of street lanterns in East Ayrshire and 99.9% of street lanterns in South Ayrshire are LED. It was

expected that street lighting revenue delivery cost would reduce by more than 50%, however, the current challenge against this, is the current rising energy costs as a result of wider economic issues.

- Use of Digital software to improve our gully, culvert, and harbour infrastructure management
- Moving all our permits over to a digital platform and our TTRO process was recognised in March 2023 and March 2024 at APSE Innovation awards.
- Ten year review of the business plan to be undertaken over 24/25

Challenges

There are a number of challenges the Ayrshire Roads Alliance will face in 2024/25 which include the following.

External

- There is the potential to increase the utilisation of electric cars and vans to comply with emission standards and the Scottish Government decision to ensure that all new cars and vans are not powered through fossil fuel means by 2035. This will result in the reduction in harmful emissions, and an improvement to air quality.
- The Transport (Scotland) Bill places increased emphasis on low emission zones; smarter ticketing arrangements; the increased role and powers for the Roadworks Commissioner; the ban on pavement and double parking; the workplace parking levy and the ability for Councils to run public bus services.
- The National Transport Strategy will focus on sustainable, inclusive and accessible transport systems to promote prosperity, health and fairness. The **Sustainable Transport Hierarchy** will be used to inform budgetary decisions with walking first; then cycling; public transport; taxis and shared transport and then the private car. There is a need on many levels for more active travel and public transport use across Scotland. The **Sustainable Investment Hierarchy** will be used to inform budgetary decisions – reduce the need to travel; maintain existing assets; make better use of existing capacity; and finally targeted infrastructure improvements.
- The National Transport Strategy has identified the need to focus on increased collaboration, and this was considered through the Roles and Responsibilities Working Group which made recommendations to the Scottish Ministers including that future transport governance arrangements should be on the basis of some form of regional model allowing for variations in approach between different geographic regions; and
- There is the potential for continuous increases in the unit costs of electricity due to on-going energy costs. The Department of Energy and Climate Change has

predicted that electricity prices are likely to double within the next ten years. SCOTS reported a 20% increase in energy costs with a further increases expected in 2024/25.

- However, as the programme for LED lights is completed then the impact of this specific challenge may be reduced.
- Ensure the current Regional Transport Appraisal work aligns with the needs of East Ayrshire and South Ayrshire Council.
- Rising costs of oil based products and construction materials as a result of ongoing world issues with Bitumen and coated road stone increasing by 12%.
- Rising costs and shortage of general construction materials, steel, and high value electrical products.
- Changes to the use of rebated fuel (Red Diesel) for construction plant has seen an increase in overall fuel costs.

Internal

- There are increased austerity measures resulting in need to drive further efficiency savings over and above the £8.634m identified in the Benefits Realisation Strategy & Plan which was presented to Joint Committee on 1 May 2015.
- The need to increase the level of mobile working across the Ayrshire Roads Alliance workforce as a direct result of implementing the Roads Asset Management Plan and the impact of COVID. This has resulted in an increase in mobile technology, full use of the WDM Roads Maintenance and Management System, Artificial Intelligence and the decrease in the demand for desk and office space. As a result of COVID many of the aforementioned have been accelerated by the service in particular reduced desk space, mobile technology and the implementation of Artificial Intelligence, training has been delivered on this particular element for operational use from April 2022.
- The rise in demand for electricity charging points as a direct result of the greater number of electric vehicles and the Scottish Government initiative to ban the sale of new fossil fuel powered cars and vans from 2035.
- The impact of an ageing workforce and the need to ensure an appropriate knowledge transfer and succession planning; and service re-design. Work around this was carried out over 21/22 with a greater emphasis on the service being more resilient with an amended structure to be more community focused along with Modern Apprenticeships and trainee opportunities.

- In February 2024 approval was given by East Ayrshire for the introduction of a training programme for road workers so that Ayrshire Roads Alliance could grow its own, providing full training to school leavers, foundation apprentices, seasonal workers etc and thereafter, on completion provide a road worker position.

Resilience

- Continue to engage with community councils and community groups to improve local winter and flooding resilience. This allows these groups to take ownership of gritting the footpaths and minor roads; and attend minor flooding events and report them directly to the Alliance for action. The uptake to date has been encouraging and risen to 160 groups. This resilience work was recognised by the National Highways Industry in October 2021 and APSE in March 2022.
- Decreasing requirements for desk and office space due to the increase in mobilisation of workforce from the developing Roads Asset Management Plan using the WDM system and working patterns amended due to COVID will see an increase in 'hot desking' and access to welfare facilities at key strategic locations throughout the geographical area of the Ayrshire Roads Alliance, through service re-design.
- Improved adverse weather resilience during periods of heavy rain, and severe snow conditions.
- Ensuring improved resilience as a measure of our ability to successfully absorb future changes; to reshape ourselves; and a strategic capability to thrive.

PROFILE OF SAVINGS AND COSTS OVER THE FIRST 10 YEARS

The Ayrshire Roads Alliance has achieved savings in excess of the £8.634 million projected by 2024.

This represents a saving on the costs to deliver the service when comparing the first year with later years. Table 3 has been extracted from the Detailed Business Case, and this shows the various costs/savings to be delivered. The reason for the variations in year one to year four is due to set up costs. In practice, these set up costs may be spread over a longer period to mitigate any operational risks. This may impact on when consequential savings are realised.

Continual updates on progress and targets will be contained within the service plan, and reported to the Joint Committee when required.

This savings will enable Councils to take individual decisions, either to bank their share of the savings, or to invest some or all in additional roads maintenance.

Strategic Delivery Savings for each Council are now calculated by considering a smaller group of core strategic delivery staff and that their costs are apportioned on a budget spend profile basis, in line with local delivery budget spend plus the actual capital expenditure in that specific year.

Local Delivery Savings are pro rata to the existing budgets.

Table 3 – Ayrshire Roads Alliance Total Revenue Savings

	Year 1	Year 2	Year 3	Year 4	Year 5	Year 6	Year 7	Year 8	Year 9	Year 10	Total
	14/15	15/16	16/17	17/18	18/19	19/20	20/21	21/22	22/23	23/24	
Proposed Savings Benefits realisation (£ m)	0.696	-0.426	-0.730	-1.049	-1.187	-1.188	-1.187	-1.188	-1.187	-1.188	-8.634
Budget	14.683	14.813	14.006	13.823	13.551	12.695	12.294	11.992	12.278	12.005	132.14
Savings to date (£m)	0.696	-0.441	-0.971	-1.315	-1.768	-2.515	-3.067	-3.636	-3.828	0.795	-16.05
Cumulative Budget	14.683	29.496	43.502	57.325	70.876	83.571	95.865	107.857	120.135	132.14	755.45
Cumulative Savings to date (£m)	0.696	0.255	-0.715	-2.031	-3.799	-6.314	-9.381	-13.017	-16.845	-16.05	-67.201

The Benefits and Realisation Strategy provided a framework for achieving cumulative savings of £8.634m between 2014/15 and 2023/24. However, during this time additional savings have been achieved due to prevailing economic conditions and their impact on public sector funding. This has resulted in cumulative expenditure reductions of £67.201m over the life of ARA. This is significantly in excess of the £8.634m originally envisaged.

The Benefits Realisation Strategy and Plan

- Ensures benefits are identified and also defined at the outset, and appropriately linked to the East Ayrshire and South Ayrshire Council's strategic objectives.
- Ensures relevant business areas are prepared to realising their defined benefits.
- Reduces the risk of unrealistic optimism in the Detailed Business Case and subsequent benefits realisation dilution or delay during or after potential implementation.
- Drives the process of realising benefits, including benefits measurement, tracking and recording benefits as they are realised.
- Uses the defined, expected benefits as a roadmap for the programme, providing a focus for delivering change.

AYRSHIRE ROADS ALLIANCE IMPROVEMENT ACTION PLAN 2024/25

Action		Success Criteria/ Desired Outcome	Responsible	Timescale	Details
1	Continue to use the integrated Roads Asset Management Plan across the Ayrshire Roads Alliance.	There is one Asset Plan for the Service delivering a risk based approach for full service delivery	Head of Service	Completed	Document has been presented to Joint committee and will be reviewed annually.
2	Continue to prepare details for developing an integrated Local Transport Strategy.	<p>A Strategy covering both Council areas, which will involve consultation with stakeholders. Information will be gathered to inform the future Local Transport Strategy.</p> <p>Continue to contribute to the Scottish National Transport Strategy, Regional Transport Strategy and Strategic Transport Projects Review work.</p>	Head of Service	Ongoing	<p>The Regional Transport Strategy, through SPT, has just commenced on which the Alliance has Board membership. The Local Strategy will be created as an appendix to the Draft RTS when this is published.</p> <p>Await publication of the STPR2 Delivery programme.</p>
3	Action the Flood Risk Management Plan	<p>Inform the next national cycle of potential flood risk management schemes beyond 2022.</p> <p>Complete schemes and undertake studies.</p>	Head of Service	<p>Complete</p> <p>March 2025</p>	<p>Reports submitted to both Cabinets Early 2023</p> <p>New Cumnock Flood Defences Complete</p> <p>Continue Design Work on the Irvine Valley Continue with flood study works for the river Ayr, Doon sand Girvan</p>

Action		Success Criteria/ Desired Outcome	Responsible	Timescale	Details
4	Improve the condition of the road network.	Improve annual roads survey results which are part of the SRMCS work. Ensure the Alliance undertakes more proactive maintenance.	Head of Service	Site works will be undertaken throughout 2024/25.	Key dependencies are the Road Improvement Plans approved by the relevant Committees in East Ayrshire and South Ayrshire in spring 2024. Progress is provided to members, and relevant Committees.
5	Ensure the road network remains safe through raising awareness and improving road safety through education, engineering and enforcement.	Reduce road accidents in line with government targets. Provide appropriate traffic management schemes and initiatives.	Strategic Manager Roads and Transportation	March 2025	Scottish Government and SCOTS guidance is used. A key dependency is the Road Improvement Plans which are presented to Cabinet each year.
6	Improve the condition of the bridge stock.	Improve bridge condition index. Reduce the number of weight restricted bridges. Complete all general, special and principal bridge inspections.	Design & Environment Manager	March 2025	Through the Road Asset Management Plan. Key dependencies are Road Improvement programmes approved by Committees in East Ayrshire and South Ayrshire in spring 2023. Deliver the capital and revenue programmes.
7	Manage and improve the street lighting asset and install energy efficient lighting schemes.	Maintain high standard of fixing dark street lights. Complete the LED lighting replacement programme in both East Ayrshire and South Ayrshire.	Head of Service	October 2025	Through the Road Asset Management Plan, with additional funding being provided to commence the LED programme. At present performance is 91% of streets lights are now LED in EAC; and 99.9% in SAC. On target for completion within timescales.
8	Maximise and deliver externally funded sources of work	Identify external funding sources and deliver work on time and on budget. Improve infrastructure; and contribute to improving the condition of the network.	Head of Service	Works will be undertaken throughout the 2024/25.	External sources, including Timber Transport, Transport Scotland Active Travel Tier 1 and Tier 2 Funding, Sustrans Places for Everyone & Active Travel Infrastructure Fund, Scottish Government Bridge Fund.SFT

Action		Success Criteria/ Desired Outcome	Responsible	Timescale	Details
9	Implementation of Parking Strategy	Develop	Head of Service	Works will be undertaken through 2024/25	Amendments to TRO's, lining, signing and residential parking permits and implementing an improved process using digital technology.
10	Prepare Service Plan	Publish	Head of Service	Annual	East Ayrshire Council Community Plan. South Ayrshire - Local Outcomes Improvement Plan and Local Place Plans. Regular updates will be provided to joint committee.
11	Continue to review insurance costs and insurance issues.	Review current practices to minimise insurance costs.	Head of Service	Complete	Ayrshire Roads Alliance Monthly Insurance Report. There is good dialogue with the Risk & Insurance to ensure our work improves the number of repudiated claims. The number of claims has greatly reduced due to the implementation of the new Code of Practice.
12	Review Depots and Accommodation	Continue to review in 2024/25 from initial work was completed in 2017 as a result of amended working practices.	Head of Service	Complete	Joint Committee Reports of November 2016. Although initial work has been completed we continue to strive to make depot and accommodation cost savings. Further work will continue on this as a result of COVID and the return to office space during 2022/23.
13	Review vehicle and plant costs	Continue to review in 2021/22 from initial work that was completed in 2017.	Head of Service	March 2025	Joint Committee Reports of June 2016 The service continues to review fleet requirements with the most recent improvement being on the management of vehicle utilisation, electric vehicles and Telematics.
14	Monitor and exercise Business Continuity Plans	Improved resilience.	Business Support Manager	Review and update following	Existing East Ayrshire and South Ayrshire Council plans

Action		Success Criteria/ Desired Outcome	Responsible	Timescale	Details
				relevant local and national events.	
15	Continue to use the Roads Costing System to its full potential.	Improve service performance from both an on-site and financial perspective.	Business Support Manager	September 2024	Revised roads costing system was fully operational from November 2018. The system continues to be used to monitor performance and work is ongoing to implement digital timesheets linked to the Roads Costing System.
16	Support and contribute to the Ayrshire Growth Deal	Project Management of Roads Delivery Projects.	Head of Service	Ongoing	Continue to support Ayrshire Growth Deal
17	Regional Transport Strategy	Successfully contribute to the preparation of this work being led by SPT. The Alliance has Board representation.	Head of Service	Complete	SPT documents and existing Regional Transport Strategy
18	Regional Transport Appraisal	Ensure the various projects identified as part of this work are included in the Strategic Transport Projects Review.	Head of Service	Complete	Transport Scotland has published the final STPR2 with delivery programme to be published.
19	National Transport Strategy	East Ayrshire and South Ayrshire Councils contribute to this process to ensure the sustainable transport hierarchy and sustainable investment hierarchy are delivered.	Head of Service	Complete	In recognition of the anticipated increase in Active Travel work, it is proposed that a member of staff is dedicated directly to this work.
20	National Transport Strategy – review of Governance	East Ayrshire and South Ayrshire Councils contribute to this process to ensure that the outcome/output meets the	Head of Service	September 2024	National Transport Strategy

Action		Success Criteria/ Desired Outcome	Responsible	Timescale	Details
		needs of the road users/communities in both Council areas.			
21	Transport (Scotland) Bill -	East Ayrshire and South Ayrshire Councils contribute to this process to ensure the work provides the best outcome for road users in both Council areas.	Head of Service	Complete	Transport (Scotland) Bill received Royal Assent 15 November 2019.
22	Transport (Scotland) Bill -	East Ayrshire and South Ayrshire Councils contribute to this process to ensure a pragmatic approach is taken in delivering the pavement parking ban in both Council areas.	Head of Service	October 2024	Transport (Scotland) Bill and Transport Scotland Parking Standards working group still awaiting guidance from Transport Scotland.
23	Levelling Up Fund	East Ayrshire and South Ayrshire Councils contribute to this process to ensure that the outcome/output meets the needs of the road users/communities	Head of Service	Complete	Further updates awaited on future Levelling Up funding

East Ayrshire Council Strategic Priorities 2024/25

Action		Success Criteria/ Desired Outcome	Responsible	Timescale	Details
1	Progress and complete the New Cumnock Flood Protection Project	Complete the flood prevention projects at the Leggate and beside the Afton Water.	Head of Service	Complete	East Ayrshire Council and Scottish Government funding. The Leggat stage of the works was completed in August 2018 with the Afton Water phase commenced May 2021 with an 18 month contract duration.Contract delayed due to material shortages.
2	Develop Projects approved from the Flood Risk Management Plan	Progress relevant studies and inform the developing list of schemes for cycle two of the national protection schemes to be delivered from 2022.	Head of Service	March 2025	East Ayrshire Council and Scottish Government Funding. Continue with work on studies for the Irvine Valley, Dalrymple, Catrine and Dalmellington through the financial year.
3	Support and contribute to the Ayrshire Growth Deal	Stimulate economic growth and address inclusive growth concerns. Contribute to infrastructure projects which are being developed through the Regional Transport Appraisal work being led by Transport Scotland.	Head of Service	Complete	The all Ayrshire Transport Appraisal being led by Transport Scotland commenced in January 2019. We will continue to engage with Transport Scotland to ensure the Ayrshire Growth Deal transportation work is included in Strategic Transport Projects Review work.
4	Transformation Strategy 2	Continue to provide a high quality roads service within decreasing available budgets. Includes service re-design work.	Head of Service	Complete	East Ayrshire Council reports to various Committees. Work commenced and was completed by March 2022 including a full revision of ARA structure.
5	Active Travel Strategy	Develop active strategy for travel across South Ayrshire Network and East Ayrshire Network	Head of Service	Complete	A full review of active travel provision in East Ayrshire has been undertaken and this will be presented to the relevant East Ayrshire Council Committee Summer 2022.

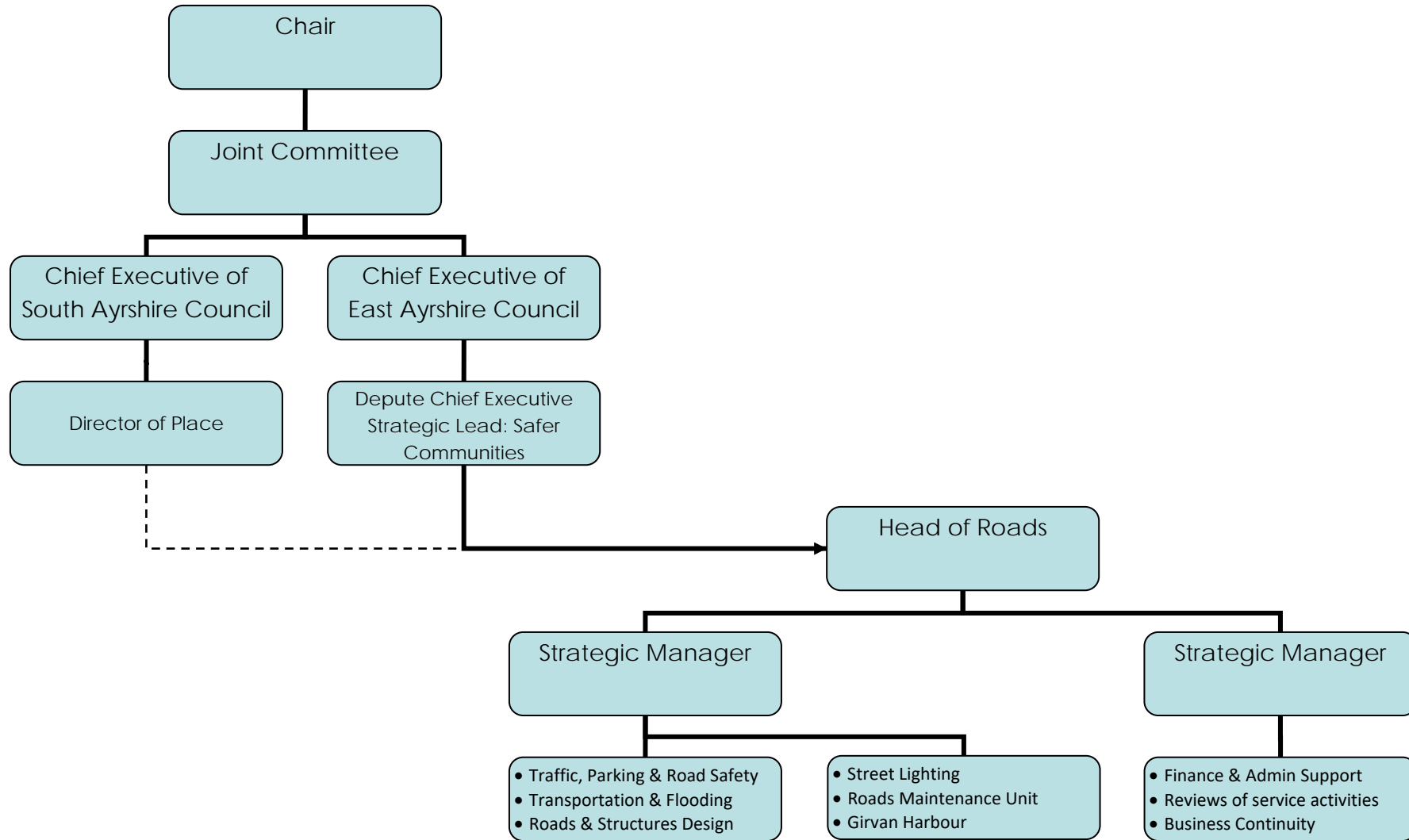
Action		Success Criteria/ Desired Outcome	Responsible	Timescale	Details
6	EV Strategy	Develop EV strategy across East Ayrshire Network	Head of Service	March 2025	A full review of EV provision in East Ayrshire has been undertaken at present and this was presented to East Ayrshire Council Cabinet with further work being carried out in partnership with Scottish Futures Trust to assess public charging funding models.
7	Levelling Up Fund	Completion and Submission of Bid for improvements to Bellfield Interchange	Head of Service	TBC	Design and modelling work to improve Bellfield to increase capacity and open up [development opportunities.
8	Ash Die back Strategy	Develop a risk based strategy for the management of Ash Die Back.	Head of Service	Complete	Develop a risk based approach to the management of Ash Die Back.

South Ayrshire Council Strategic Priorities 2024/25

Action		Success Criteria/ Desired Outcome	Responsible	Timescale	Details
1	Implementation of car parking strategy for South Ayrshire.	Complete this work with improved parking provision and management.	Head of Service	June 2024	A full review of car parking provision in South Ayrshire is being undertaken at present and this will be presented to the relevant South Ayrshire Council Committee.
2	Develop Projects approved from the Flood Risk Management Plan	Progress relevant studies and inform the developing list of schemes for cycle two of the national protection schemes to be delivered from 2022.	Head of Service	March 2025	Flood study work in the Girvan area is progressing and a report will be presented to the relevant South Ayrshire Council Committee.
3	Support and contribute to the Ayrshire Growth Deal	Stimulate economic growth and address inclusive growth concerns. Contribute to infrastructure projects which are being developed through the Regional Transport Appraisal work being led by Transport Scotland.	Head of Service	June 2024	The all Ayrshire Transport Appraisal being led by Transport Scotland commenced in January 2019. We will continue to engage with Transport Scotland
4	20mph speed restrictions in villages	Progress with the 20mph speed restrictions in all villages. Maintain engagement with the local communities.	Head of Service	March 2022 phase 1&2 Complete October 2024 phase 3	Completed phase 1 and 2. Design work and consultation phase 3 Responses from Community Councils
5	Anticipated Budget Reductions in 2024/25	Continue to provide a high quality roads service within decreasing available budgets.	Head of Service	March 2025	Reports to various Committees.

Action		Success Criteria/ Desired Outcome	Responsible	Timescale	Details
6	Active Travel Strategy	Develop active strategy for travel across South Ayrshire Network	Head of Service	Complete	A full review of active travel provision in South Ayrshire has been undertaken and was presented to Leadership Panel. Strategy was published.
7	EV Charging Strategy	Develop further the EV strategy for South Ayrshire Network	Head of Service	March 2025	A full review of EV provision in South Ayrshire has been undertaken and approved by Cabinet. This will be reviewed as a result of work with Scottish Futures Trust to assess public charging funding models.
8	Levelling Up Fund	Submission of Active Travel bid	Head of Service	Complete	Joint bid with NAC for active travel route Ayr to Irvine
9	Levelling Up Fund	Submission of A70 Improvement Package	Head of Service	TBC	Bid submission for A70 improvements prepared in draft.
10	Motorhome Trials	Develop Campervan sites along the coastline.	Head of Service	March 2025	Formalisation of two temporary sites at Girvan and Ayr and additional trials at Ballantrae, Maidens, Prestwick and Troon.
11	Strategic Economic Impact Assessment A75/A77	There is a growing desire to understand the importance / effectiveness of the improvements outlined along the A75 and A77.	Head of Service	Complete	Final report complete and reported to cabinets in July 2022. Further action group tasks allocated to ARA with instruction to carry out a STAG in partnership with D&G and Northern Irish Councils.
12	152 nd Open Championship	Delivery of Event Traffic and Transport Management	Head of Service	July 2024	ARA is chairing the transport delivery team for the Open Championship Troon.

APPENDIX 1 – ORGANISATIONAL CHART



APPENDIX 2 – STRATEGIC AND LOCAL DELIVERY SPLIT

TABLE 1 - PROPOSED SPLIT BETWEEN STRATEGIC AND LOCAL DELIVERY

Strategic Service Delivery	Local Service Delivery
<p>Asset and Performance Local Transport Strategy; Transportation Policy; Road Safety Plan; Cycling Strategy Council/Partner Liaison;</p>	<p>Transportation, Development Control and Road Safety Maintenance of Bus Shelters; Split Cycle Offset Optimisation Technique (SCOOT) systems (an adaptive control system for controlled road crossings); Development Control; Bus Shelter Advertising; Shopmobility; Travel Planning; Planning Applications; Development Planning; Section 75 Agreements; Road Safety Audits; School Travel Plans; School Crossing Patrol; Road Safety Education. Maintenance of Traffic signals, traffic signs, Traffic Orders; Traffic Counts, Accident Investigation and Prevention;</p>
<p>Asset and Performance Asset Management Plan; Performance Monitoring; Parking Strategy. Scottish Roadworks Register</p>	<p>Asset, Traffic and Parking Car Park Maintenance and Parking Enforcement. Roads Improvement Plan; Infrastructure Surveys; Inventory Management; Issue of Permits; Accident Investigation and Prevention;</p>
<p>Asset and Performance Flood Risk Management Strategy; Flood Risk Management Plans;</p>	<p>Design and Environment Maintenance of Watercourses, Bridges, Retaining Walls, Piers and Harbours. Watercourses; Flood Mitigation; Coastal Protection; Inspection of Piers & Harbours; Bridge Inspections and Maintenance; Structural Assessments; Technical Approval; Abnormal Load Routing; and Design of Major Road Schemes and Improvements. Road Construction Consents</p>
<p>Construction and Roads Maintenance Winter Service Planning; Street Lighting Management;</p>	<p>Operations Proactive, Reactive, Cyclic Maintenance of Roads and Footways; Winter and Weather Emergency Service; Proactive and Reactive Maintenance of Streetlights; Electricity costs for streetlights. Carriageway Inspections; Programming of Proactive, Reactive and Cyclic Maintenance; Street Lighting Design; Festive Lighting, Construction of Road Safety Schemes; Design of Minor Road Schemes. EV Charging.</p>

Strategic Service Delivery	Local Service Delivery
Business Operations Scottish Roadworkers National Training Programme New Business opportunities	
Support Services HR, Finance, ICT, and Administrative Support.	

TABLE 2 - CURRENT SPLIT BETWEEN STRATEGIC AND LOCAL DELIVERY

Strategic Service Delivery	Local Service Delivery
Transportation, Development Control and Road Safety Local Transport Strategy; Transportation Policy; Road Safety Plan; Travel Planning, Cycling Strategy; Planning Applications; Road Construction Consents; Development Planning, Council/Partner Liaison, Section 75 Agreements; Road Safety Schemes; Road Safety Audits; School Travel Plans; School Crossing Patrol; Road Safety Education.	Transportation, Development Control and Road Safety Maintenance of Bus Shelters; Split Cycle Offset Optimisation Technique (SCOOT) systems (an adaptive control system for controlled road crossings); Development Control; Bus Shelter Advertising; Shopmobility; Construction of Road Safety Schemes.
Asset, Traffic and Parking Asset Management Plan; Roads Improvement Plan; Infrastructure Surveys; Inventory Management; Scottish Roadworks Register; Issue of Permits; Performance Monitoring; Accident Investigation and Prevention; Traffic Orders; Traffic Counts; and Parking Strategy.	Asset, Traffic and Parking Maintenance of Traffic signals, traffic signs, Car Park Maintenance and Parking Enforcement.
Design and Environment Flood Risk Management Strategy; Flood Risk Management Plans; Watercourses; Flood Mitigation; Coastal Protection; Inspection of Piers & Harbours; Bridge Inspections and Maintenance; Structural Assessments; Technical Approval; Abnormal Load Routing; and Design of Major and Minor Road Schemes and Improvements.	Design and Environment Maintenance of Watercourses, Bridges, Retaining Walls, Piers and Harbours.
Operations Carriageway Inspections; Winter Service Planning; Programming of Proactive, Reactive and Cyclic Maintenance; Street Lighting Design and Management; and Festive Lighting.	Operations Proactive, Reactive, Cyclic Maintenance of Roads and Footways; Winter and Weather Emergency Service; Proactive and Reactive Maintenance of Streetlights; Electricity costs for streetlights.

ANNUAL REPORT 2023 / 24

ANNUAL PERFORMANCE INDICATORS (CALENDAR YEAR)	AYRSHIRE ROADS ALLIANCE								
	2014	2015	2016	2017	2018	2019	2020	2021	2022
Number of people killed or seriously injured in road accidents per 100,000 population	25	29	29	33	59	46	36	36	42.6
Number of slightly injured casualties per 100,000 population	147	176	138	150	181	86	65	49	58

ANNUAL PERFORMANCE INDICATORS (FINANCIAL YEAR)	East Ayrshire Council										South Ayrshire Council									
	2018/20	2018/20 Scotland Average	2019/21	2019/21 Scotland Average	2020/22	2020/22 Scotland Average	2021/23	2021/23 Scotland Average	2022/24	2022/24 Scotland Average	2018/20	2018/20 Scotland Average	2019/21	2019/21 Scotland Average	2020/22	2020/22 Scotland Average	2021/23	2021/23 Scotland Average	2022/24	2022/24 Scotland Average
% of A Class roads that should be considered for maintenance	23.00%	30.60%	22.10%	29.80%	17.20%	27.60%	15.60%	27.40%	18.80%	To be Advised	34.10%	30.60%	34.10%	29.80%	28.90%	27.60%	23.00%	27.40%	21.7%	To be Advised
% of B Class roads that should be considered for maintenance	32.50%	35.00%	32.60%	34.00%	26.85%	33.60%	27.00%	31.50%	22.60%	To be Advised	36.90%	35.00%	37.30%	34.00%	34.40%	33.60%	32.50%	31.50%	31.0%	To be Advised
% of C Class roads that should be considered for maintenance	38.80%	35.10%	33.50%	33.60%	29.50%	33.20%	29.60%	32.70%	35.60%	To be Advised	42.20%	35.10%	40.80%	33.60%	37.90%	33.20%	38.90%	32.70%	38.1%	To be Advised
% of U Class roads that should be considered for maintenance	42.10%	37.80%	42.30%	38.30%	40.90%	36.70%	40.60%	36.40%	31.40%	To be Advised	42.40%	37.80%	43.40%	38.30%	42.90%	36.70%	41.00%	36.40%	38.5%	To be Advised
Overall % of the road network that should be considered for maintenance	38.40%	35.80%	36.80%	35.50%	33.80%	34.20%	33.50%	33.60%	29.30%	To be Advised	40.60%	35.80%	40.90%	35.50%	39.00%	34.20%	37.40%	33.60%	35.5%	To be Advised

AYRSHIRE ROADS ALLIANCE																
MONTHLY PERFORMANCE INDICATORS	APSE Average 2015/16	Target	Current Status	P1	P2	P3	P4	P5	P6	P7	P8	P9	P10	P11	P12	Comments
FINANCE																
No of invoices paid within 30 days	-	98%		423	481	492	558	522	581	563	543	587	524	552	650	
No of Invoices Received				427	485	499	559	554	586	567	547	591	524	554	650	
Average Year to date of Number of Invoices paid within 30 days				99%	99%	99%	99%	99%	99%	99%	99%	99%	99%	99%	99%	
HEALTH AND SAFETY																
Number of ARA Safety Inspections Completed within Timescale	92.02%	90%		51	51	47	50	51	48	45	49	-	38	45	45	No information available for P9 due to the WDM System migrating over to the Cloud (Web based system)
Number of ARA Safety Inspections Scheduled				52	51	47	50	51	48	45	49	-	44	51	46	
% of ARA Safety Inspections Completed within timescale				98%	100%	100%	100%	100%	100%	100%	100%	100%	100%	-	87%	
Number of Health and Safety Incidents Reported to the Health and Safety Section	-	5		5	5	5	5	3	6	6	4	14	2	3	2	
Average Number of days to report an incident to the Health and Safety Section				1.8	5.5	2.3	5.5	1.9	4	1.5	2.8	2.6	1.5	1	1.3	
ABSENCE MONITORING																
Average days lost per employee	-	-		1.19	0.99	0.6	0.6	0.86	0.6	0.6	0.52	0.54	0.84	1.07	1.04	
WELL ENGAGED																
Visits to the ARA Website every month	-	49,000 per annum		7,168	7,307	7,325	7,753	8,407	7,705	9,322	9,431	7,796	11,302	10,585	10,471	
No of Twitter Followers every month	-	-	-	4,427	4,426	4,427	4,416	4,427	4,459	4,483	4,505	3,298	4,551	4,551	4,599	
Monthly visits to the website from social media	-	1,800 per annum		856	737	758	1694	864	981	1386	1899	2062	5337	1464	2312	

MONTHLY PERFORMANCE INDICATORS	APSE Average 2015/16	EAST AYRSHIRE COUNCIL												SOUTH AYRSHIRE COUNCIL														
		Target	Current Status	P1	P2	P3	P4	P5	P6	P7	P8	P9	P10	P11	P12	Target	Current Status	P1	P2	P3	P4	P5	P6	P7	P8	P9	P10	P11

MONTHLY PERFORMANCE INDICATORS	APSE Average 2015/16	EAST AYRSHIRE COUNCIL														SOUTH AYRSHIRE COUNCIL														Comments
		Target	Current Status	P1	P2	P3	P4	P5	P6	P7	P8	P9	P10	P11	P12	Target	Current Status	P1	P2	P3	P4	P5	P6	P7	P8	P9	P10	P11	P12	
PARKING																														
Number of parking appeals accepted	-	-	-	29	27	22	48	51	34	42	51	31	19	35	39	-	-	48	23	38	22	32	18	28	32	24	28	53	183	
Number of parking appeals received	-	-	-	80	81	67	100	121	86	104	140	72	71	85	94	-	-	108	93	99	80	104	57	82	102	34	64	143	213	
% of parking appeals accepted	-	-	-	36%	33%	33%	48%	42%	40%	40%	36%	43%	27%	41%	41%	-	-	44%	25%	38%	25%	31%	32%	34%	31%	71%	44%	37%	86%	
ROADWORKS PROGRAMME																														
Physical % of Roadworks Programme Completed	-	100%		12%	25%	31%	36%	41%	45%	50%	55%	65%	70%	72%	75%	100%		20%	28%	32%	40%	50%	55%	65%	70%	80%	90%	96%	100%	Estimated costs were calculated in March 23, however, in April and November material costs increased meaning that EAC could not complete the full Roadworks Programme
BRIDGES																														
Number of General Bridge Inspections	-	408		16	29	44	16	27	20	38	17	0	0	9	1	257		36	38	29	16	40	12	10	0	0	15	37	51	EAC - Did not achieve target due to Long Term Sickness within the Section
Number of General Bridges Inspected Year to Date	-	408		16	45	89	105	132	152	190	207	207	207	216	217	257		36	74	103	119	159	171	181	181	181	196	233	284	
Number of Special Bridge Inspections	-	408		7	61	7	61	7	61	7	63	7	63	7	61	150		62	5	26	5	27	5	27	5	6	5	0	5	
Number of Special Bridge Inspections Year to Date	-	408		7	68	75	136	143	204	211	274	281	344	351	412	150		62	67	93	98	125	130	157	162	168	173	173	178	
Number of Principal Bridge Inspections	-	88		0	0	0	0	0	0	0	0	0	0	0	0	56		0	0	0	0	0	0	0	0	3	2	28	9	
Number of Principal Bridge Inspections Year to Date	-	88		0	0	0	0	0	0	0	0	0	0	0	0	56		0	0	0	0	0	0	0	0	3	5	33	41	
PRIORITY 1 DEFECTS																														
Number of Category 1 Road Emergency defect repairs made safe within 2 hours	91.20%	75%		1	2	3	3	1	1	1	1	-	1	1	1	75%		1	5	3	1	2	10	1	3	-	2	4	2	No information available for P9 due to the WDM System migrating over to the Cloud (Web based system)
Number of Category 1 Repair Lines issued	91.20%	75%		2	2	3	3	1	1	1	1	-	1	1	1	75%		1	5	3	1	2	10	1	3	-	2	4	2	
% of Category 1 Road Emergency defect repairs made safe within 2 hours	91.20%	75%		50%	100%	100%	100%	100%	100%	100%	100%	-	100%	100.00%	100%	75%		100%	100%	100%	100%	100%	100%	100%	100%	-	100%	100%	100%	
PRIORITY 2 DEFECTS																														
Number of Category 2 Road Emergency defect repairs made safe within 5 working days	76.23%	50%		12	4	3	5	8	6	7	7	-	8	29	23	50%		16	64	14	5	11	63	8	10	-	12	53	31	No information available for P9 due to the WDM System migrating over to the Cloud (Web based system)
Number of Category 2 Repair Lines issued	76.23%	50%		18	7	5	6	8	8	7	14	-	12	36	28	50%		16	74	14	5	11	79	9	12	-	12	56	31	
% of Carriageway Category 2 Defects repaired within 5 working days	76.23%	50%		67%	57%	60%	83%	100%	75%	100%	50%	-	67%	81%	82%	50%		100%	86%	100%	100%	100%	80%	89%	83%	-	100%	95%	100%	
STREET LIGHTING																														
Number of Street Lighting repairs completed within 7 working days	88.07%	95%		66	39	51	49	60	91	121	134	104	161	120	60	95%		36	30	41	45	50	49	75	99	52	87	69	35	
Number of Street Lighting Repair Lines Issued	88.07%	95%		66	41	51	51	61	93	135	145	119	177	125	62	95%		36	30	42	47	50	51	89	107	55	93	78	35	
% Street Lighting repairs completed within 7 working days	88.07%	95%		100%	95%	100%	96%	98%	98%	90%	92%	87%	91%	96%	97%	95%		100%	100%	98%	96%	100%	96%	84%	93%	95%	94%	88%	100%	
TRAFFIC																														
Number of Traffic light repairs completed within 48 hours	88.23%	95%		3	10	19	16	17	25	19	23	24	34	34	27	95%		8	13	15	14	19	12	9	21	20	11	18	13	
Number of Traffic light repair lines issued	88.23%	95%		3	12	20	16	17	25	19	23	26	36	34	27	95%		8	13	17	14	19	12	11	21	21	12	18	13	
% of Traffic light repairs completed within 48 hours	88.23%	95%		100%	83%	95%	100%	100%	100%	100%	100%	92%	95%	100%	100%	95%		100%	100%	88%	100%	100%	100%	82%	100%	95%	92%	100%	100%	
COMPLAINTS																														
Number of Stage 1 Complaints responded to within allotted timescales				0	1	1	5	1	0	0	0	1	0	1	1			3	2	2	4	1	0	0	0	1	3	0	0	

MONTHLY PERFORMANCE INDICATORS	APSE Average 2015/16	EAST AYRSHIRE COUNCIL														SOUTH AYRSHIRE COUNCIL															
		Target	Current Status	P1	P2	P3	P4	P5	P6	P7	P8	P9	P10	P11	P12	Target	Current Status	P1	P2	P3	P4	P5	P6	P7	P8	P9	P10	P11	P12	Comments	
Numer of Stage 1 Complaints received	-	100%	↑	-	1	1	5	1	-	-	-	1	-	1	1	100%	↑	3	2	2	4	1	-	-	-	1	3	-	-		
% of Stage 1 Complaints responded to within allotted timescales				-	100%	100%	100%	100%	-	-	-	100%	-	100%	100%			100%	100%	100%	100%	100%	-	-	-	100%	100%	-	-		
Number of Stage 2 complaints responded to within allotted timescales	-	100%	↑	0	0	0	0	1	0	0	0	1	0	1	0	100%	↑	0	0	0	1	0	0	0	0	0	1	0	0		
Number of Stage 2 complaints received				-	-	-	-	1	-	-	-	1	-	1	-			-	-	-	1	-	-	-	-	-	1	-	-		
% of Stage 2 complaints responded to within allotted timescales				-	-	-	-	100%	-	-	-	100%	-	100%	-			-	-	-	100%	-	-	-	-	-	100%	-	-		
ENQUIRIES																															
Number of enquiries responded to within allotted timescales			↑	37	38	43	54	51	50	59	49	58	59	61	58			25	28	33	35	38	39	54	43	48	51	53	59		
Number of enquiries received	83.44%	80%		42	41	47	55	58	53	60	55	61	63	65	66	80%	↑	35	31	36	35	41	40	54	45	53	55	58	62		
% of enquiries responded to within allotted timescales				88%	93%	91%	98%	88%	94%	98%	89%	95%	94%	94%	88%			71%	90%	92%	100%	93%	97%	100%	96%	91%	93%	91%	95%		
FREEDOM OF INFORMATION																															
Number of FOI & EIR requests responded to within 20 working days			↑	23	19	16	13	8	7	12	13	15	31	14	21			20	18	12	10	14	11	19	14	10	42	16	25		
Number of FOI & EIR requests received	88.52%	100%		23	19	16	13	8	7	12	13	15	31	14	21	100%	↑	20	18	12	12	14	11	19	14	10	42	16	25		
% of FOI & EIR requests responded to within 20 working days				100%	100%	100%	100%	100%	100%	100%	100%	100%	100%	100%	100%			100%	100%	100%	83%	100%	100%	100%	100%	100%	100%	100%	100%		
PUBLIC LIABILITY CLAIMS																															
Number of Public Liability claims closed				9	8	7	5	3	5	2	4	6	1	6	14			8	7	7	9	8	9	7	4	13	17	21	18		
Number of Public Liability claims received	-	-	-	8	10	5	5	6	6	4	6	3	17	35	30	-	-	9	10	6	6	6	6	3	2	8	9	18	8		
Total number of open claims				43	48	35	33	39	36	31	35	38	54	53	48			56	58	53	37	33	35	30	33	39	52	72	57		
Number of Public Liability Claims that were successful				0	1	0	0	1	0	0	0	1	0	0	1			0	0	1	1	1	0	0	0	1	1	0	0		

South Ayrshire Council Equality Impact Assessment Scoping Template

Equality Impact Assessment is a legal requirement under the Public Sector Duty to promote equality of the Equality Act 2010. Separate guidance has been developed on Equality Impact Assessment's which will guide you through the process and is available to view here: <https://www.south-ayrshire.gov.uk/equalities/impact-assessment.aspx>

Further guidance is available here: <https://www.equalityhumanrights.com/en/publication-download/assessing-impact-and-public-sector-equality-duty-guide-public-authorities/>

The Fairer Scotland Duty ('the Duty'), Part 1 of the Equality Act 2010, came into force in Scotland from 1 April 2018. It places a legal responsibility on Councils to actively consider ('pay due regard to') how we can reduce inequalities of outcome caused by socio-economic disadvantage, when making strategic decisions. FSD Guidance for Public Bodies in respect of the Duty, was published by the Scottish Government in March 2018 and revised in October 2021. See information here: <https://www.gov.scot/publications/fairer-scotland-duty-guidance-public-bodies/>

1. Policy details

Policy Title	Ayrshire Roads Alliance Service Plan 2024/25
Lead Officer (Name/Position/Email)	Jane Corrie, Head of Roads Jane.Corrie@ayrshireroadsalliance.org

2. Which communities, groups of people, employees or thematic groups do you think will be, or potentially could be, impacted upon by the implementation of this policy? Please indicate whether these would be positive or negative impacts

Community or Groups of People	Negative Impacts	Positive impacts
Age – men and women, girls & boys	No	Yes
Disability	No	Yes
Gender Reassignment (Trans/Transgender Identity)	No	Yes
Marriage or Civil Partnership	No	Yes
Pregnancy and Maternity	No	Yes
Race – people from different racial groups, (BME) ethnic minorities and Gypsy/Travellers	No	Yes
Religion or Belief (including lack of belief)	No	Yes

Community or Groups of People	Negative Impacts	Positive impacts
Sex – (issues specific to women & men or girls & boys)	No	Yes
Sexual Orientation – person's sexual orientation i.e. LGBT+, lesbian, gay, bi-sexual, heterosexual/straight	No	Yes
Thematic Groups: Health, Human Rights & Children's Rights	No	Yes

3. What likely impact will this policy have on people experiencing different kinds of social disadvantage i.e. The Fairer Scotland Duty (This section to be completed for any Strategic Decisions). Consideration must be given particularly to children and families.

Socio-Economic Disadvantage	Negative Impacts	Positive impacts
Low Income/Income Poverty – cannot afford to maintain regular payments such as bills, food, clothing	-	-
Low and/or no wealth – enough money to meet Basic living costs and pay bills but have no savings to deal with any unexpected spends and no provision for the future	-	-
Material Deprivation – being unable to access basic goods and services i.e. financial products like life insurance, repair/replace broken electrical goods, warm home, leisure/hobbies	-	-
Area Deprivation – where you live (rural areas), where you work (accessibility of transport)	-	-
Socio-economic Background – social class i.e. parent's education, employment and income	-	-

4. Do you have evidence or reason to believe that the policy will support the Council to:

General Duty and other Equality Themes Consider the 'Three Key Needs' of the Equality Duty	Level of Negative and/or Positive Impact (High, Medium or Low)
Eliminate unlawful discrimination, harassment and victimisation	No adverse impact identified. Low
Advance equality of opportunity between people who share a protected characteristic and those who do not	No adverse impact identified. Low

General Duty and other Equality Themes Consider the 'Three Key Needs' of the Equality Duty	Level of Negative and/or Positive Impact (High, Medium or Low)
Foster good relations between people who share a protected characteristic and those who do not. (Does it tackle prejudice and promote a better understanding of equality issues?)	No adverse impact identified. Low
Increase participation of particular communities or groups in public life	No adverse impact identified. Low
Improve the health and wellbeing of particular communities or groups	High positive impact. SAC shall be seen to offer facilities which encourage tourists and positive impacts on the local economy.
Promote the human rights of particular communities or groups	No adverse impact identified. Low
Tackle deprivation faced by particular communities or groups	No adverse impact identified. Low

5. Summary Assessment

Is a full Equality Impact Assessment required? (A full Equality Impact Assessment must be carried out if impacts identified as Medium and/or High)	<p style="text-align: center;"> <input checked="" type="checkbox"/> YES <input type="checkbox"/> NO </p>				
Rationale for decision: There are no negative implications associated with these proposals which are designed to deal with known issues around unregulated parking. All objectives shall be applied to ensure equality in approach and inclusion					
<table style="width: 100%; border: none;"> <tr> <td style="width: 50%; border: none;"> Signed : Jane Corrie </td> <td style="width: 50%; border: none; text-align: right;"> Head of Roads </td> </tr> <tr> <td style="border: none;"> Date: 1 May 2024 </td> <td style="border: none;"></td> </tr> </table>		Signed : Jane Corrie	Head of Roads	Date: 1 May 2024	
Signed : Jane Corrie	Head of Roads				
Date: 1 May 2024					