

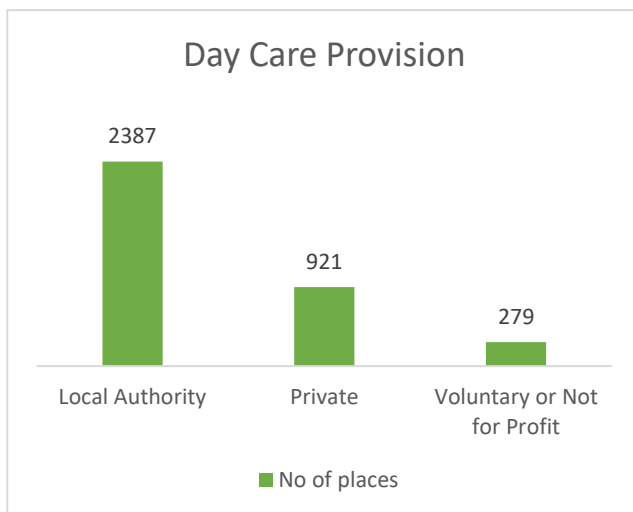
Early Learning and Childcare Statistics Summary

Local Authority Childcare Registrations

- In 2024, almost 74% of eligible 2 year olds were registered for local authority Early Learning and Childcare, higher than the Scottish national rate of 59%.
- In the same year, 97% of eligible 3 year olds, and 91% of eligible 4 year olds were registered. This compares to the national rate of 100% and 92% respectively.
- 3.5% of registrations have a home language that is not English, Gaelic, Scots or Sign Language. This is considerably lower than the national rate of 11.2%.
- 3% of registrations are assessed/declared disabled, higher than the national rate of 1.9%.
- 17.5% of registrations have additional support needs, compared to 19.5% nationally.

Source: Additional early learning and childcare statistics 2024: [Summary statistics for schools in Scotland 2024 - gov.scot](#)

Number of Registered Day Care Places



Figures from the Care Inspectorate show that within South Ayrshire in June 2025, there were:

2,387 registered places in local authority provided day care

921 registered places with private providers

279 registered places with Voluntary or Not for Profit organisations, such as playgroups and out of school clubs.

Source: [Care Inspectorate](#)

Childminding

There were 45 childminders registered with the Care Inspectorate in June 2025, offering a total of 275 spaces. The number of childminding places per locality are below.

Locality	No of Childminding Places Available	Percentage of under 16 population
Girvan and South Carrick	18	5.68%
Maybole and North Carrick	56	5.85%
Ayr South and Villages	74	3.99%
Ayr North	36	4.12%
Prestwick and Villages	49	3.99%
Troon and Villages	42	5.97%

Childminding places are split into SIMD rural classifications below.

Rural Classification (SIMD)	No of Places	%age of Under 16 population
Remote Rural	6	5.88%
Accessible Rural	61	4.02%
Remote Small Towns	12	5.58%
Accessible Small Towns	38	5.82%
Other Urban Areas	158	4.59%

Source: [Care Inspectorate](#) ; [gov.scot/SIMD2020v2 data zone look-up](http://gov.scot/SIMD2020v2)

Trends over the last 5 years

Childminding

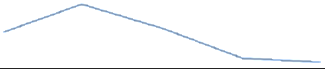

Since 2020, the number of childminders has almost halved, 80 having been registered in 2020, with the total number of spaces reducing from 478 to 276.

The number of local authority provided spaces has increased from 1935 to 2414 since 2020, and the number of places available at private or voluntary/not for profit organisations has stayed fairly constant, with 1195 spaces being available in 2020, peaking at 1336 in 2022 and then falling to 1200 in 2025.

Source: [Care Inspectorate](#)

Birth Rate

In 2023 there were 815 births registered in South Ayrshire, bucking the national downward trend, however the birth rate has fallen in 2024 in line with national trends.

Area	2020	2021	2022	2023	2024	
Scotland	46809	47786	46959	45935	45763	
South Ayrshire	817	774	739	815	757	

Source: [National Records for Scotland](#)