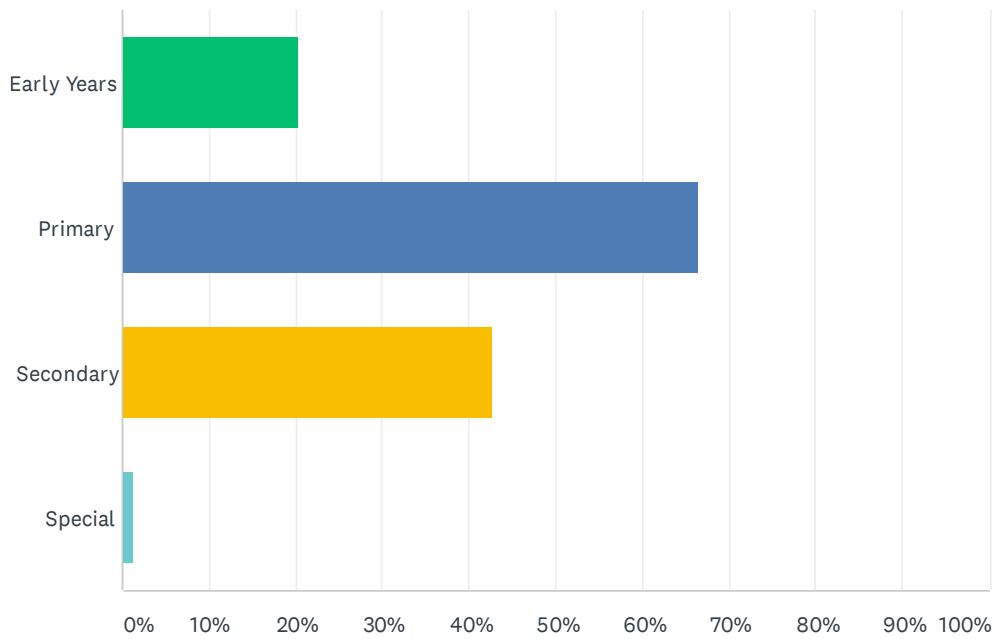


# Q1 What sector of education does your child/children attend? Please choose all that apply:-

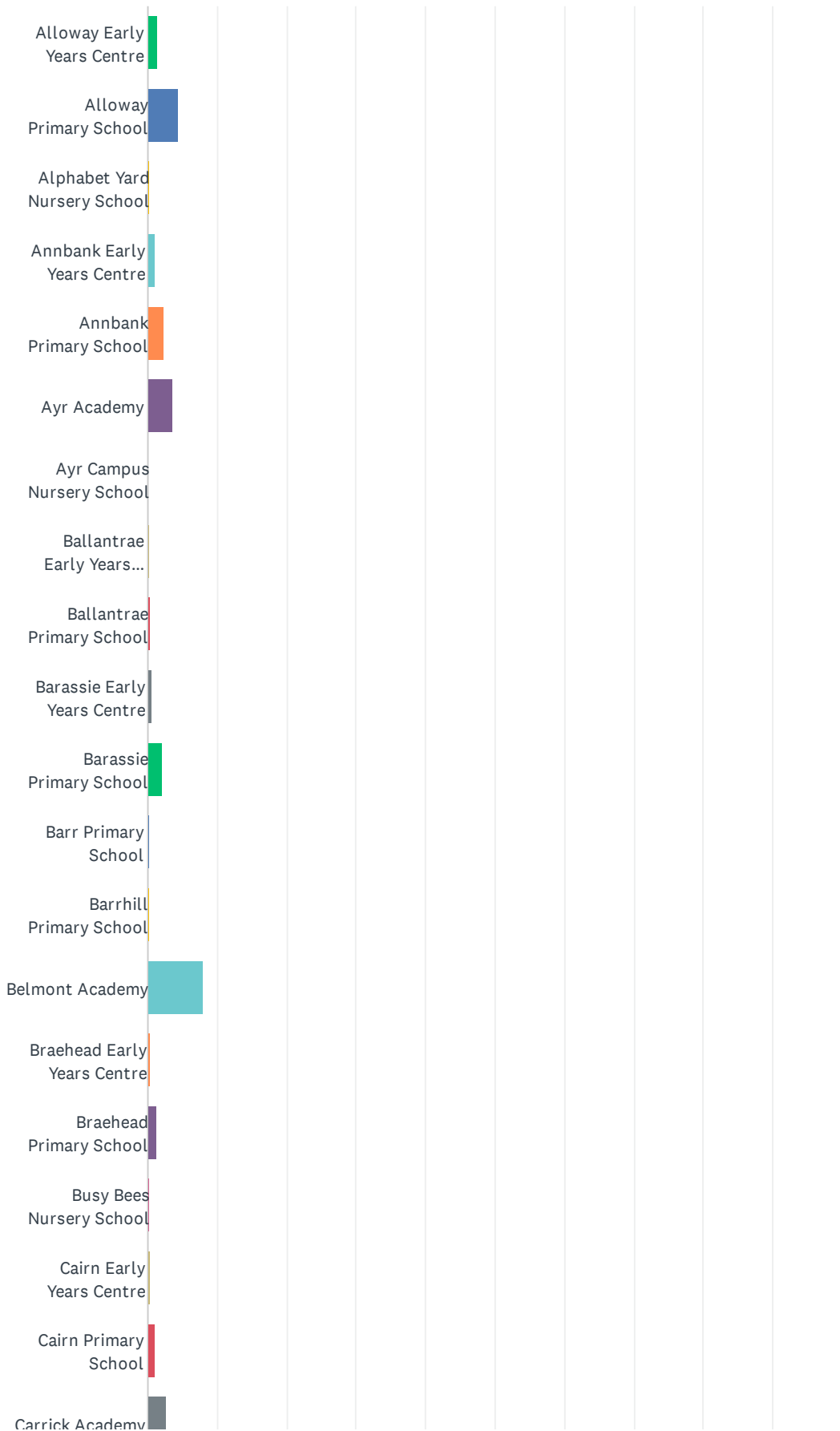
Answered: 7,412 Skipped: 0

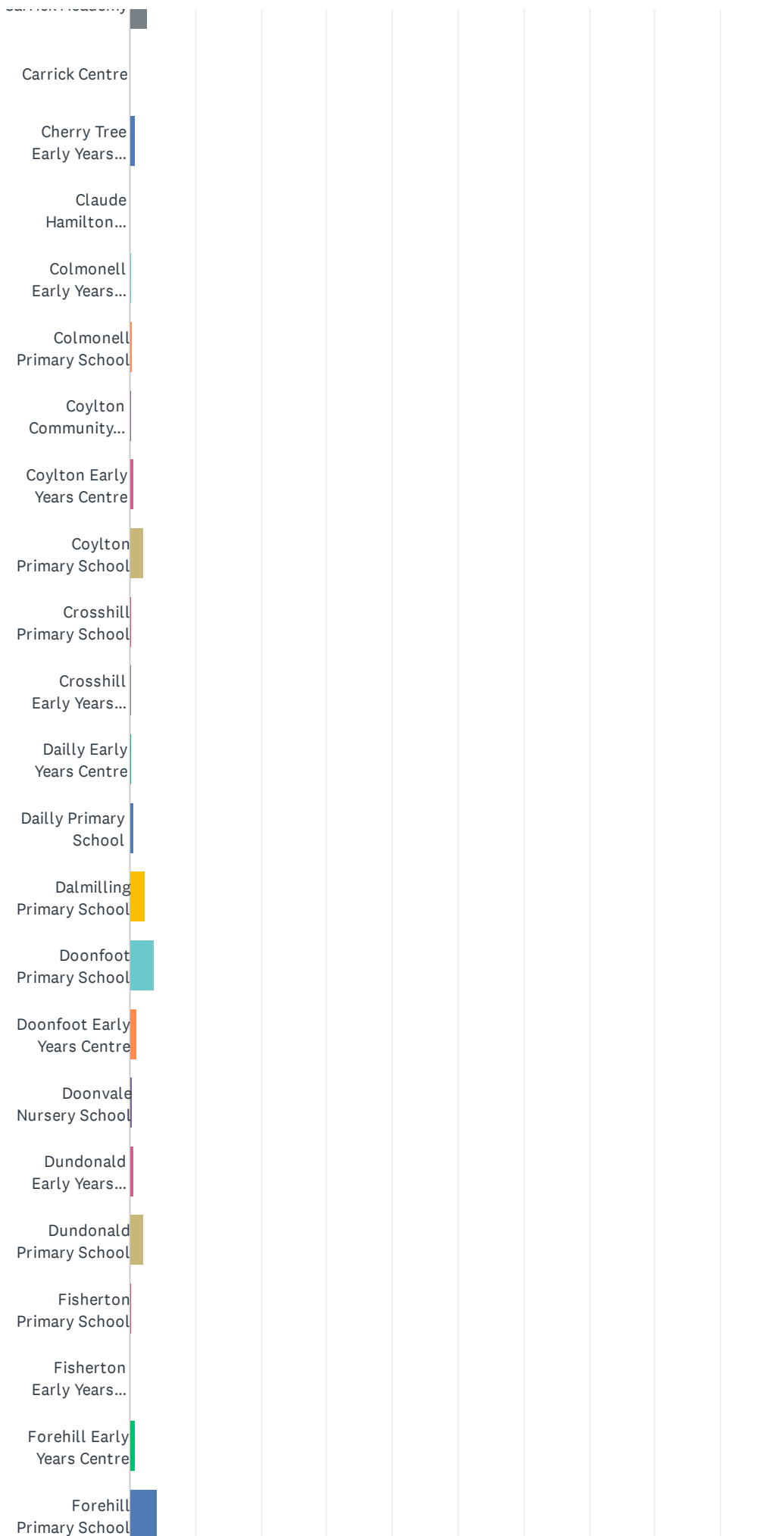


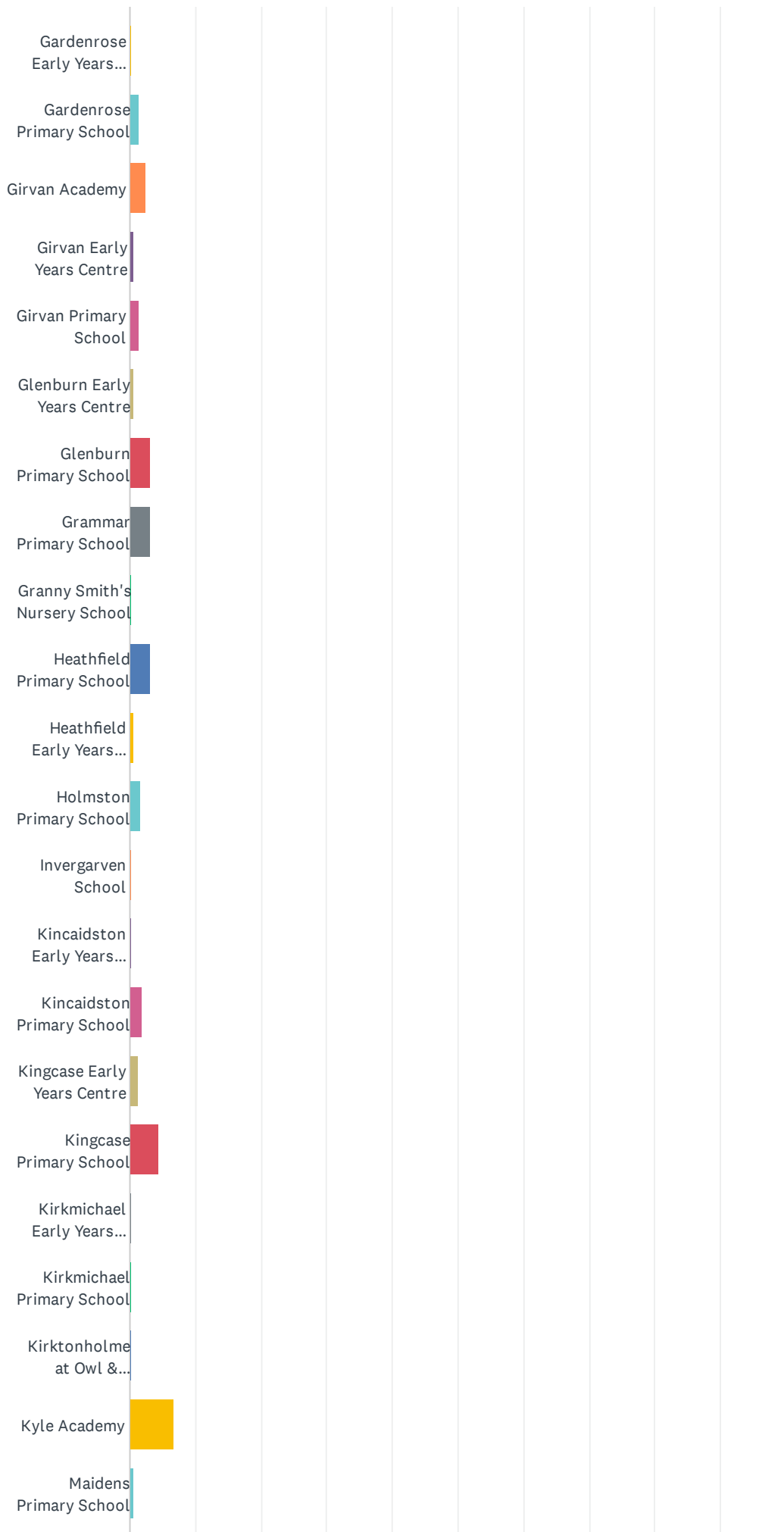
ANSWER CHOICES	RESPONSES	
Early Years	20.21%	1,498
Primary	66.57%	4,934
Secondary	42.71%	3,166
Special	1.27%	94
Total Respondents: 7,412		

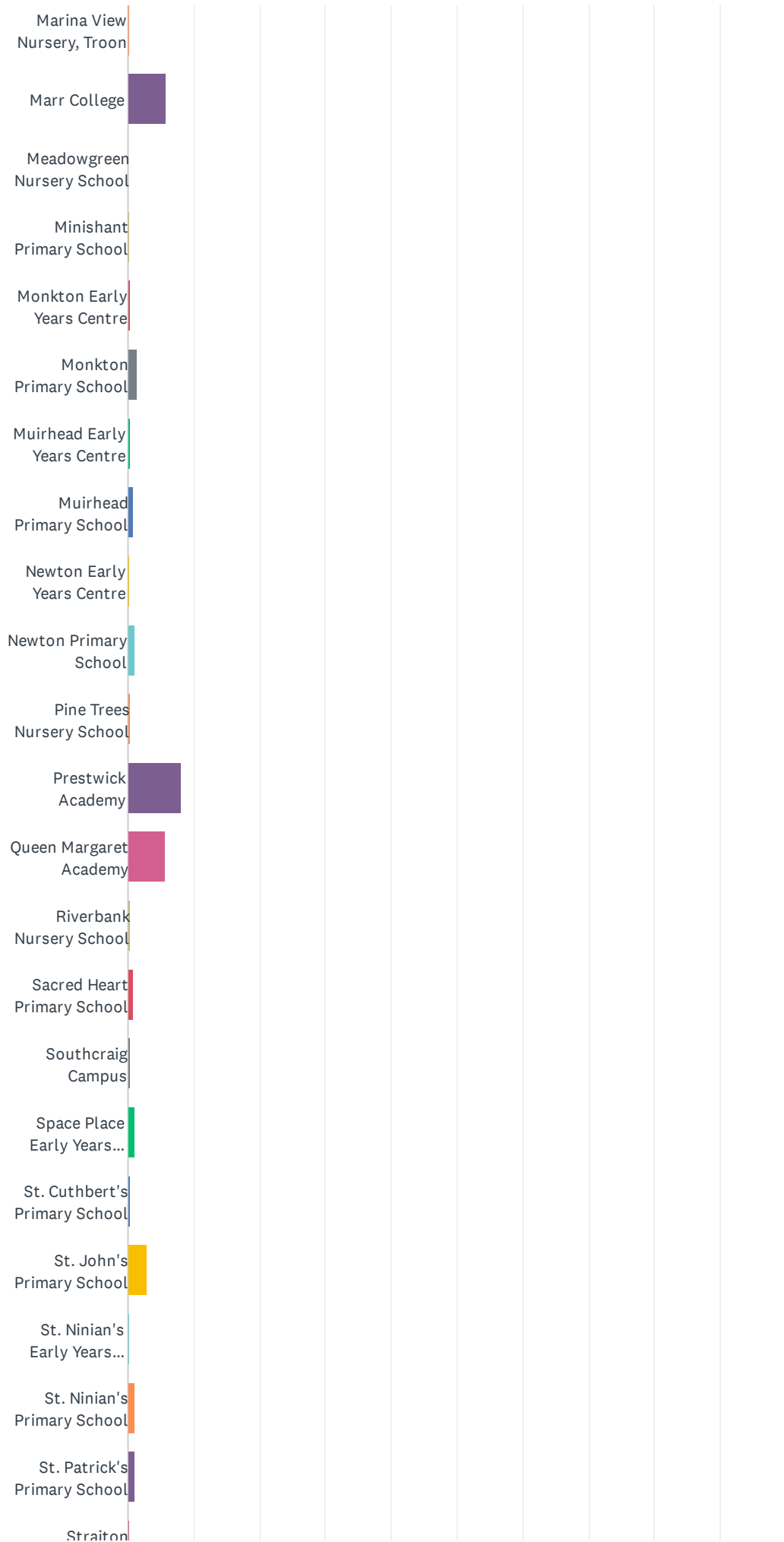
## Q2 Please select the school/EYC your child/children attend. Please choose all that apply:-

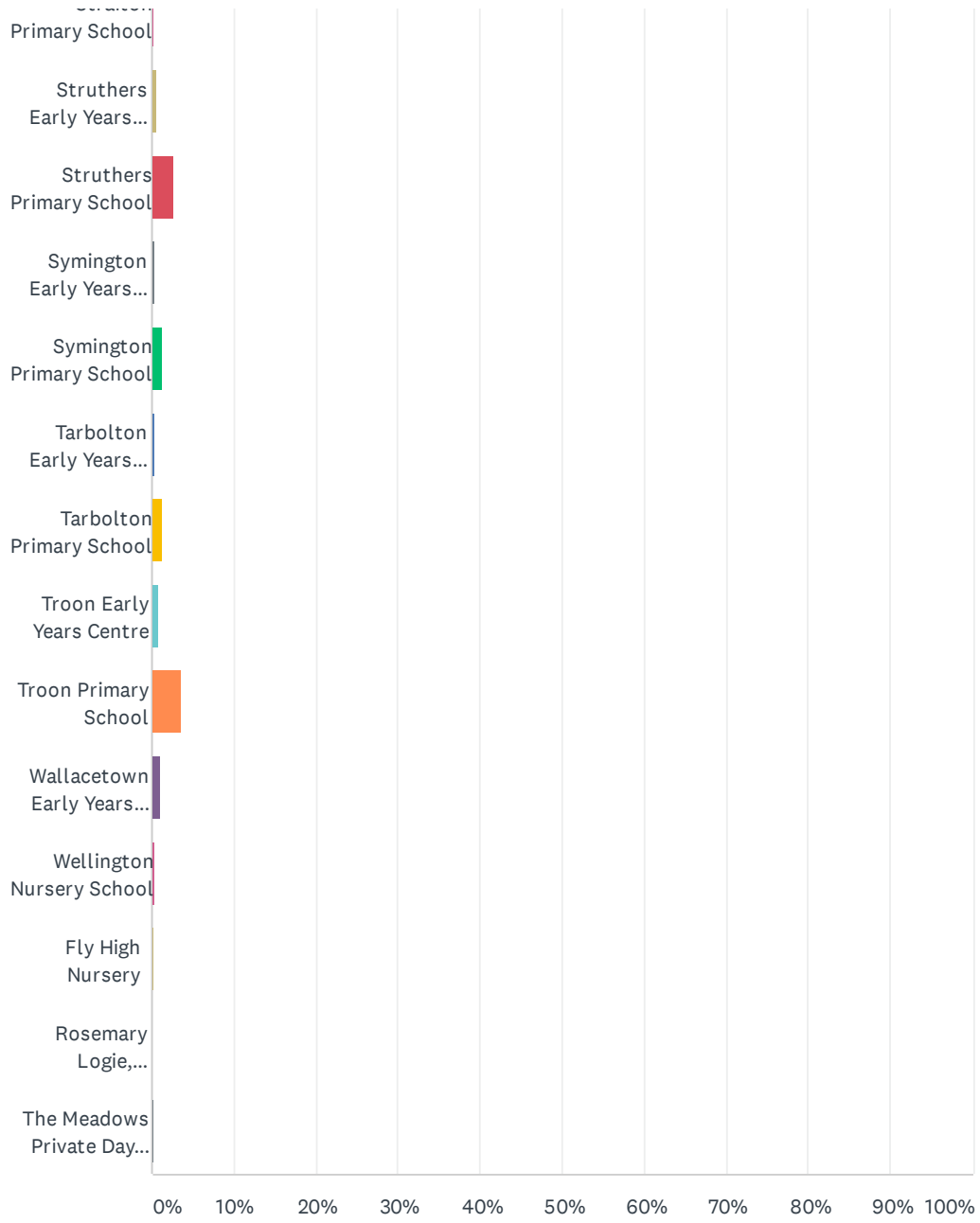
Answered: 7,412 Skipped: 0











ANSWER CHOICES	RESPONSES	
Alloway Early Years Centre	1.39%	103
Alloway Primary School	4.36%	323
Alphabet Yard Nursery School	0.13%	10
Annbank Early Years Centre	0.96%	71
Annbank Primary School	2.24%	166
Ayr Academy	3.53%	262
Ayr Campus Nursery School	0.04%	3
Ballantrae Early Years Centre	0.20%	15
Ballantrae Primary School	0.47%	35
Barassie Early Years Centre	0.61%	45
Barassie Primary School	2.02%	150
Barr Primary School	0.15%	11
Barrhill Primary School	0.23%	17
Belmont Academy	7.95%	589
Braehead Early Years Centre	0.49%	36
Braehead Primary School	1.19%	88
Busy Bees Nursery School	0.24%	18
Cairn Early Years Centre	0.49%	36
Cairn Primary School	0.98%	73
Carrick Academy	2.68%	199
Carrick Centre	0.08%	6
Cherry Tree Early Years Centre	0.85%	63
Claude Hamilton Nursery School	0.03%	2
Colmonell Early Years Centre	0.12%	9
Colmonell Primary School	0.35%	26
Coylton Community Nursery School	0.20%	15
Coylton Early Years Centre	0.53%	39
Coylton Primary School	2.01%	149
Crosshill Primary School	0.27%	20
Crosshill Early Years Centre	0.20%	15
Dailly Early Years Centre	0.30%	22
Dailly Primary School	0.62%	46
Dalmillig Primary School	2.27%	168
Doonfoot Primary School	3.74%	277
Doonfoot Early Years Centre	0.96%	71

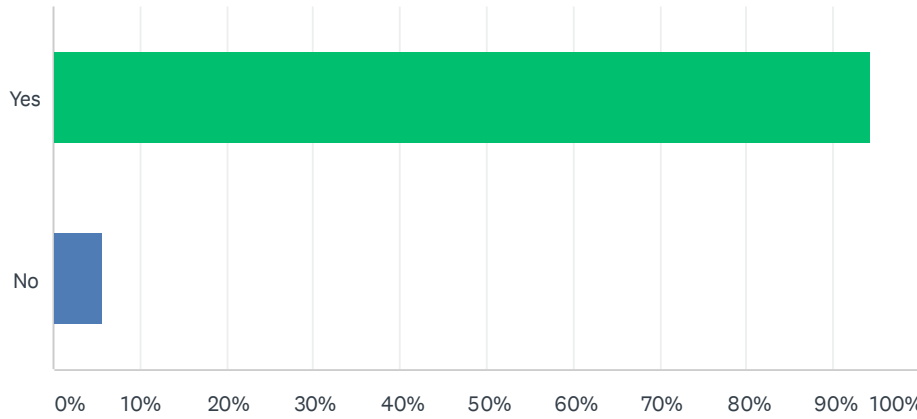
Doonvale Nursery School	0.50%	37
Dundonald Early Years Centre	0.57%	42
Dundonald Primary School	2.08%	154
Fisherton Primary School	0.13%	10
Fisherton Early Years Centre	0.09%	7
Forehill Early Years Centre	0.92%	68
Forehill Primary School	4.20%	311
Gardenrose Early Years Centre	0.31%	23
Gardenrose Primary School	1.36%	101
Girvan Academy	2.44%	181
Girvan Early Years Centre	0.73%	54
Girvan Primary School	1.48%	110
Glenburn Early Years Centre	0.59%	44
Glenburn Primary School	3.14%	233
Grammar Primary School	3.09%	229
Granny Smith's Nursery School	0.30%	22
Heathfield Primary School	3.21%	238
Heathfield Early Years Centre	0.66%	49
Holmston Primary School	1.66%	123
Invergarven School	0.18%	13
Kincaidston Early Years Centre	0.30%	22
Kincaidston Primary School	1.88%	139
Kingcase Early Years Centre	1.23%	91
Kingcase Primary School	4.34%	322
Kirkmichael Early Years Centre	0.13%	10
Kirkmichael Primary School	0.27%	20
Kirktonholme at Owl & Pussycat Nursery School	0.15%	11
Kyle Academy	6.61%	490
Maidens Primary School	0.65%	48
Marina View Nursery, Troon	0.12%	9
Marr College	5.79%	429
Meadowgreen Nursery School	0.01%	1
Minishant Primary School	0.30%	22
Monkton Early Years Centre	0.50%	37
Monkton Primary School	1.36%	101
Muirhead Early Years Centre	0.36%	27



Muirhead Primary School	0.81%	60
Newton Early Years Centre	0.27%	20
Newton Primary School	0.97%	72
Pine Trees Nursery School	0.36%	27
Prestwick Academy	8.22%	609
Queen Margaret Academy	5.60%	415
Riverbank Nursery School	0.51%	38
Sacred Heart Primary School	0.84%	62
Southcraig Campus	0.49%	36
Space Place Early Years Centre	0.94%	70
St. Cuthbert's Primary School	0.34%	25
St. John's Primary School	2.85%	211
St. Ninian's Early Years Centre	0.18%	13
St. Ninian's Primary School	0.97%	72
St. Patrick's Primary School	1.01%	75
Straiton Primary School	0.15%	11
Struthers Early Years Centre	0.55%	41
Struthers Primary School	2.71%	201
Symington Early Years Centre	0.51%	38
Symington Primary School	1.32%	98
Tarbolton Early Years Centre	0.38%	28
Tarbolton Primary School	1.34%	99
Troon Early Years Centre	0.78%	58
Troon Primary School	3.66%	271
Wallacetown Early Years Centre	1.15%	85
Wellington Nursery School	0.51%	38
Fly High Nursery	0.18%	13
Rosemary Logie, Childminder	0.05%	4
The Meadows Private Day Nursery	0.19%	14
Total Respondents: 7,412		

**Q3 Schools/EYCs are planning to open for children and young people for blended learning from 11th August 2020. Please indicate whether your child/children will be attending school/EYC.**

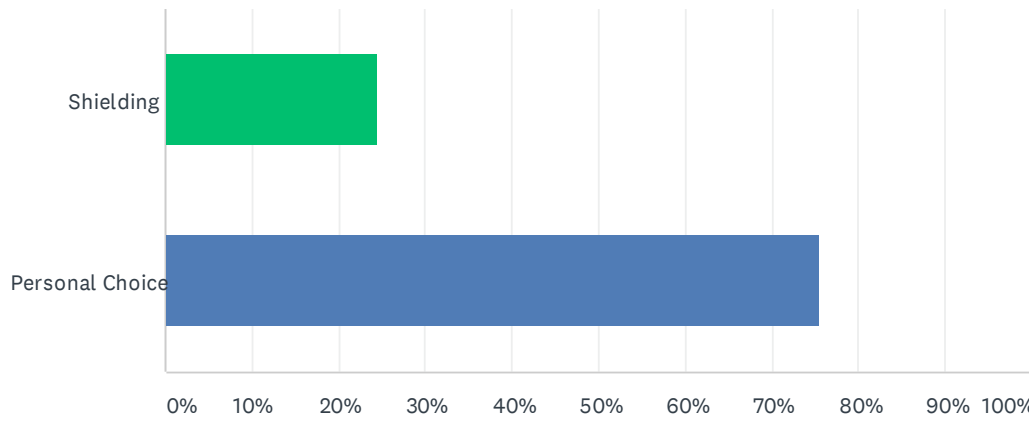
Answered: 7,412 Skipped: 0



ANSWER CHOICES	RESPONSES	
Yes	94.35%	6,993
No	5.65%	419
TOTAL		7,412

### Q4 If No, please select reason:-

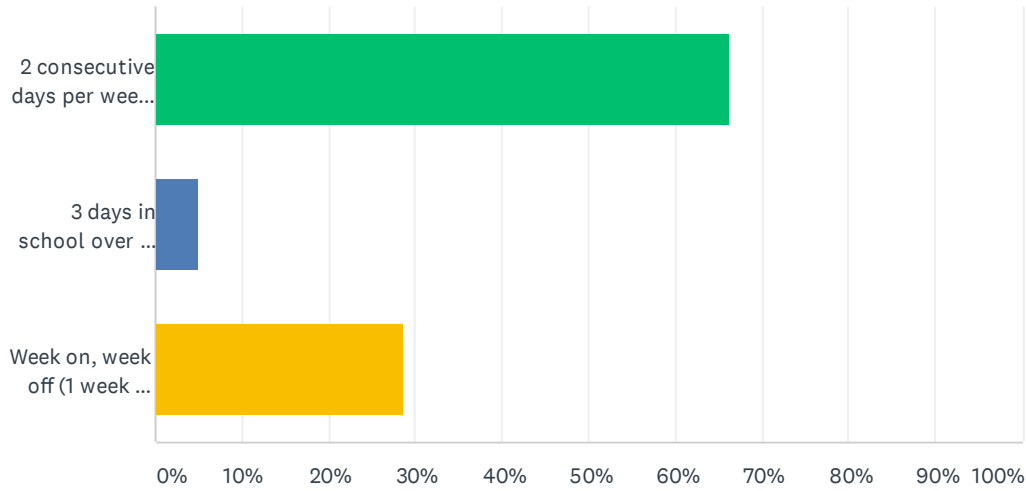
Answered: 411 Skipped: 7,001



ANSWER CHOICES	RESPONSES	
Shielding	24.57%	101
Personal Choice	75.43%	310
TOTAL		411

**Q5 Please can you indicate your preferred option for blended learning when children return to schools and EYCs in August. Please choose one of the following:-**

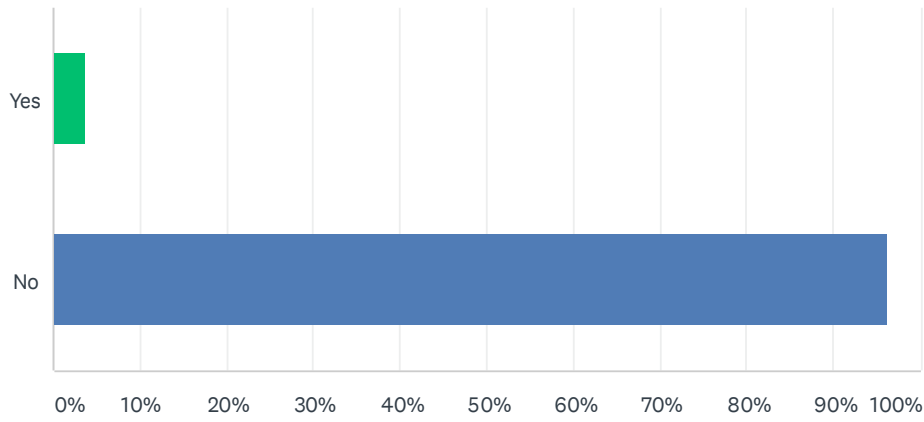
Answered: 6,653 Skipped: 759



ANSWER CHOICES	RESPONSES	
2 consecutive days per week at school, 3 days of supported home learning (same days each week)	66.33%	4,413
3 days in school over a 2 week period, 7 days of supported home learning (same days each week)	5.11%	340
Week on, week off (1 week at school and 1 week of supported home learning)	28.56%	1,900
<b>TOTAL</b>		<b>6,653</b>

## Q6 Are you currently accessing critical key worker childcare in a hub in South Ayrshire?

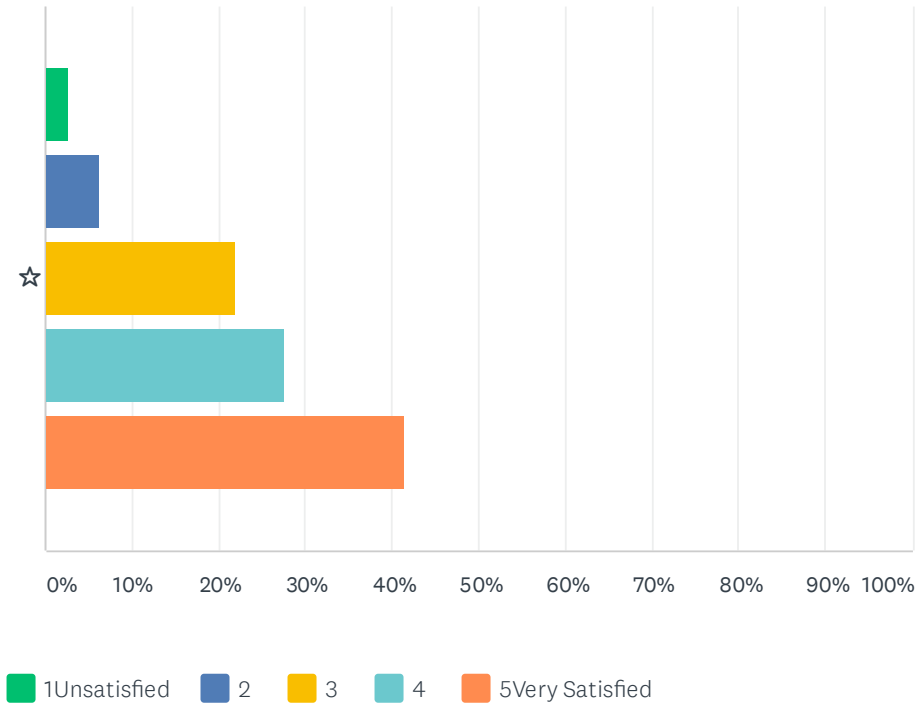
Answered: 6,653 Skipped: 759



ANSWER CHOICES	RESPONSES	
Yes	3.83%	255
No	96.17%	6,398
TOTAL		6,653

### Q7 Overall, on a scale of 1 to 5, how satisfied have you been with how the school/EYC has supported your child's learning and engagement at home?

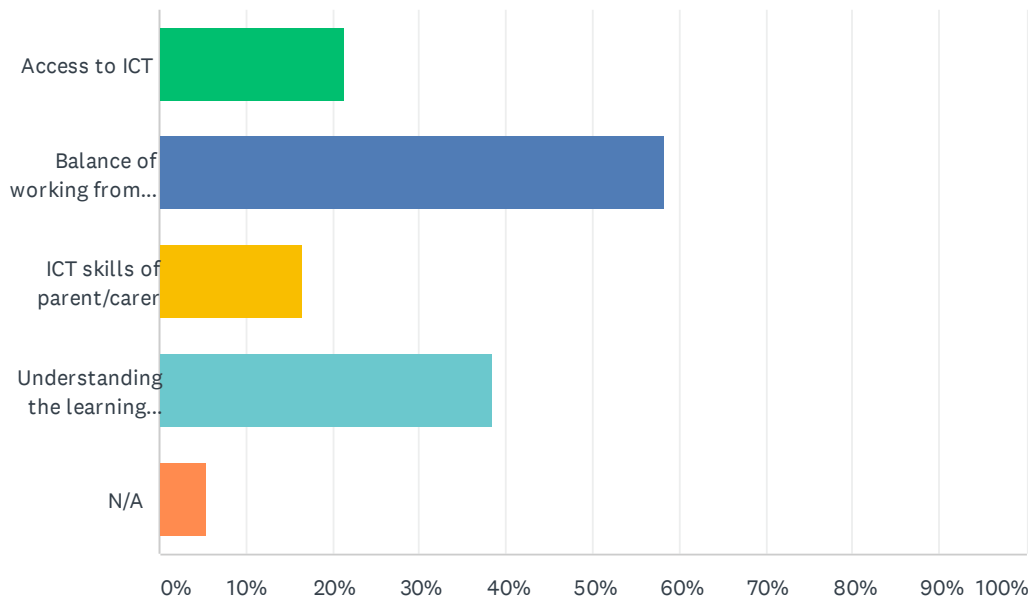
Answered: 6,653 Skipped: 759



	1UNSATISFIED	2	3	4	5VERY SATISFIED	TOTAL	WEIGHTED AVERAGE
☆	2.80% 186	6.21% 413	22.07% 1,468	27.55% 1,833	41.38% 2,753	6,653	3.99

### Q8 What have been the barriers, if any, for accessing home learning? Please select all that apply:-

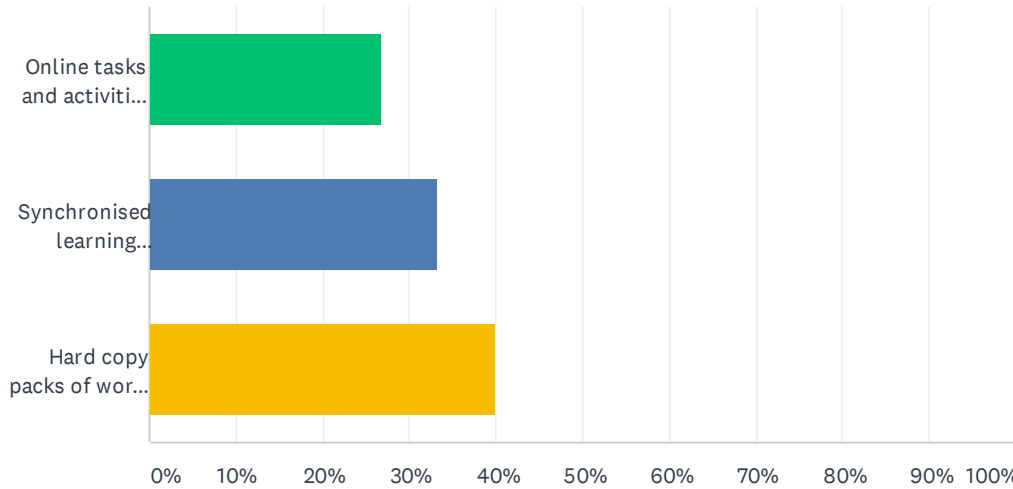
Answered: 6,653 Skipped: 759



ANSWER CHOICES	RESPONSES	
Access to ICT	21.31%	1,418
Balance of working from home and home learning	58.36%	3,883
ICT skills of parent/carer	16.56%	1,102
Understanding the learning requirements	38.40%	2,555
N/A	5.40%	359
Total Respondents: 6,653		

### Q9 What would be your preferred method of communication between school/EYC and home, to support blended learning and teaching? Please select from the following:-

Answered: 6,653 Skipped: 759

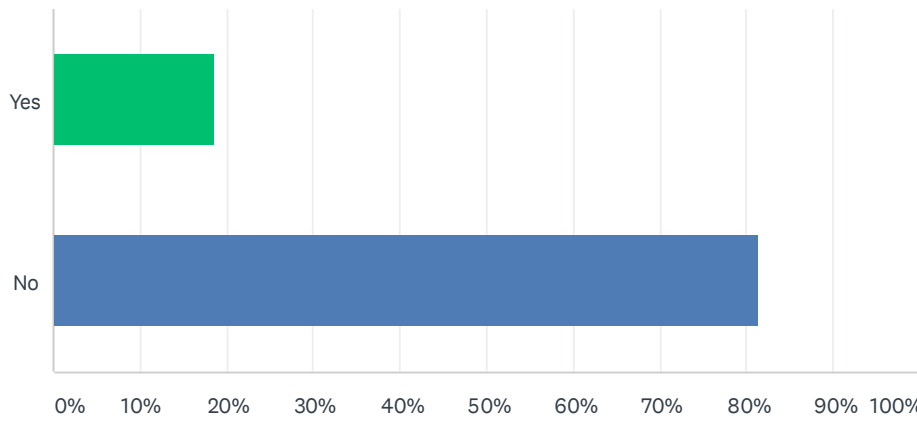


ANSWER CHOICES	RESPONSES	
Online tasks and activities (Microsoft Teams)	26.71%	1,777
Synchronised learning (teacher led lessons via digital platform)	33.34%	2,218
Hard copy packs of work (paper copies of tasks and activities)	39.95%	2,658
<b>TOTAL</b>		<b>6,653</b>



### Q10 Have you been receiving the food delivery boxes from the Council?

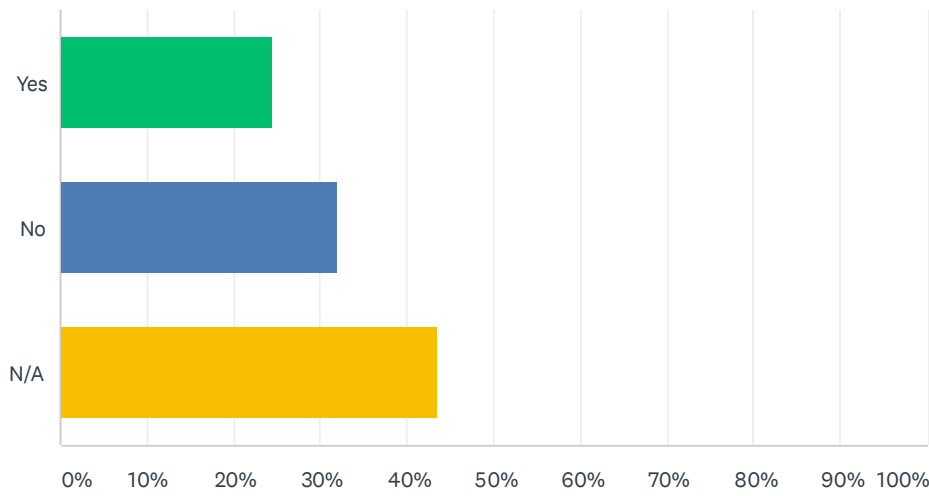
Answered: 6,653 Skipped: 759



ANSWER CHOICES	RESPONSES	
Yes	18.61%	1,238
No	81.39%	5,415
<b>TOTAL</b>		<b>6,653</b>

# Q11 Given a choice would you prefer to discontinue the food boxes and receive vouchers?

Answered: 6,653 Skipped: 759



ANSWER CHOICES	RESPONSES	
Yes	24.56%	1,634
No	32.02%	2,130
N/A	43.42%	2,889
TOTAL		6,653