

South Ayrshire Council

**Report by Director of Strategic Change and Communities
to Partnerships Panel
of 8 February 2023**

Subject: Local Performance Report: Scottish Fire and Rescue

1. Purpose

- 1.1 The purpose of this report is to provide members of the Partnership Panel with information about the mid-year performance of the Scottish Fire and Rescue Service in South Ayrshire.

2. Recommendation

- 2.1 It is recommended that the Panel scrutinises the 2022/23 mid-year performance report of the Scottish Fire and Rescue Service in South Ayrshire and provide feedback to the Local Senior Officer.**

3. Background

- 3.1 The Police and Fire and Rescue Reform (Scotland) Act 2012 created a national police force and a national fire and rescue service. The implications of the legislation for local authorities are that the Council will:

- Comment on SPA and SFRS Strategic Plans;
- Contribute to the preparation of the local plan for police and local fire and rescue plan and approve the plans;
- Monitor the delivery of police and fire and rescue functions in the area and make recommendations for improvement; and
- Provide feedback to the Local Police Commander and the Fire and Rescue Service Local Senior Officer.

- 3.2 The Local Fire Plan for South Ayrshire was agreed at Leadership Panel on 19 September 2017. The Local Fire Plan will be updated in 2023 and presented to the Partnerships Panel for comment. Performance is reported twice yearly and this report relates to the mid-year performance.

4. Proposals

- 4.1 The Local Senior Officer, Ian McMeekin, has provided the attached covering report (Appendix A) and mid-year performance report (Appendix B) which Panel members are invited to scrutinise and provide feedback on. The Local Senior Officer will be in attendance at the Panel meeting to discuss both the performance information and the update information.

5. Legal and Procurement Implications

5.1 There are no legal implications arising from this report.

5.2 There are no procurement implications arising from this report.

6. Financial Implications

6.1 Not applicable.

7. Human Resources Implications

7.1 Not applicable.

8. Risk

8.1 *Risk Implications of Adopting the Recommendations*

8.1.1 There are no risks associated with adopting the recommendations.

8.2 *Risk Implications of Rejecting the Recommendations*

8.2.1 If the recommendation is rejected then there is a risk that the Council is considered to not have discharged its responsibility under the Police and Fire and Rescue Reform (Scotland) Act 2012 in terms of scrutinising local performance.

9. Equalities

9.1 The proposals in this report allow scrutiny of performance. The report does not involve proposals for policies, strategies, procedures, processes, financial decisions and activities (including service delivery), both new and at review, that affect the Council's communities and employees, therefore an equality impact assessment is not required.

10. Sustainable Development Implications

10.1 ***Considering Strategic Environmental Assessment (SEA)*** - The proposals in this report do not represent a qualifying plan, programme, policy or strategy for consideration for SEA. There exists therefore no obligation to contact the Scottish Government Gateway and no further action is necessary. An SEA has not been undertaken.

11. Options Appraisal

11.1 An options appraisal has not been carried out in relation to the subject matter of this report.

12. Link to Council Plan

12.1 The matters referred to in this report contribute to Commitments 1 and 6 of the Council Plan: Fair and Effective Leadership/ Leadership that promotes fairness; and A Better Place to Live/ Enhanced environment through social, cultural and economic activities.

13. Results of Consultation

- 13.1 There has been no consultation on the content of this report which relates to performance of an external organisation.

Background Papers **Report to Leadership Panel of 19 September 2017 - [Local Fire and Rescue Service Plan for South Ayrshire](#)**

Person to Contact **Kevin Anderson, Service Lead – Policy, Performance and Community Planning
County Buildings, Wellington Square, Ayr, KA7 1DR
Phone 01292 612982
E-mail kevin.anderson@south-ayrshire.gov.uk**

Date: 31 January 2023

SOUTH AYRSHIRE COUNCIL

PARTNERSHIPS PANEL – 8 FEBRUARY 2023

**SCOTTISH FIRE AND RESCUE SERVICE
2022/23 QUARTER THREE PERFORMANCE AND SERVICE UPDATE REPORT**

1. PURPOSE

- 1.1 To advise members of the Partnerships Panel as to the progress being made against South Ayrshire's Local Fire and Rescue Plan priorities, and to provide panel members with an update on other key fire and rescue service matters.

2. RECOMMENDATIONS

- 2.1 It is proposed that members of the Partnerships Panel:
 - i. Note the contents of the performance summary report for the period 1st April to 31st December 2022.
 - ii. Note all Scottish Fire and Rescue Service (SFRS) updates.

3. BACKGROUND

- 3.1 The Scottish Fire and Rescue Service (SFRS) is legally obliged to produce Local Fire and Rescue Plans for all 32 local authorities across Scotland. The Local Fire and Rescue Plan for South Ayrshire was developed and, following a public consultation, was presented to South Ayrshire Council for formal approval.
- 3.2 All progress against the priorities contained within the aforesaid document are now subject to monitoring by South Ayrshire Council's Partnerships Panel.

4. PERFORMANCE SUMMARY

- 4.1 An analysis of operational responses across South Ayrshire for the period 1st April to 31st December 2022 identified a 3% increase in activity levels when compared to the previous fiscal reporting period. A further review of activity over the rolling three years average indicates a 0.5% increase in operational demand over the agreed recording period.
- 4.2 In reviewing operational activity on a broader level, false alarms accounted for 61.6% of all demand, with fire related and special service activity accounting for 21.7% and 16.7% respectively.

- 4.3 For the period 1st April to 31st December 2022, overall progress is being monitored across six indicators, utilising the three-year rolling average as a basis of measuring performance. Year on year and the rolling five-year average figures are also used to review short and long terms changes in demand and trends.
- 4.4 Utilising the defined approach in Section 4.3, review of performance against these indicators identified one is above and five are below the three-year average.
- 4.5 Further analysis of this performance is provided within the accompanying performance report [Appendix A].

5. CURRENT POSITION – SCOTTISH FIRE AND RESCUE SERVICE UPDATES

- 5.1 The SFRS has conducted a review of its high reach vehicle deployments across Scotland. As a result of this review, it has been confirmed that a total of 14 high reach vehicles will now be deployed across the country, with one of these being located within the Ayrshire region.

This will ultimately result in the combined aerial rescue pump, based at Ayr Community Fire Station, being removed and replaced with a frontline responding appliance. High reach cover for the Ayrshire area will now be provided from the appliance based at Kilmarnock Community Fire Station.

- 5.2 The Fire Brigades Union has balloted its members for industrial action as a result of rejecting the most recent 5% pay offer from the National Joint Council (employers). This ballot will close at the end of the month of January.

The SFRS has developed a series of business continuity measures to enable a form of response to be provided to local communities should the Fire Brigades Union decide to partake in industrial action.

- 5.3 The SFRS is currently advertising for a new Chief Officer. It is anticipated that this process will be concluded by the end of March 2023.

6. CONCLUSIONS

- 6.1 Fire and Rescue Service activity is subject to regular monitoring and review by South Ayrshire Council's Partnerships Panel. The contents of this document, and accompanying performance report, forms part of this monitoring process.
- 6.2 Members of the Partnerships Panel will be kept up to date on progress against the Local Fire and Rescue Plan and to any future fire and rescue service updates as they arise.

Area Commander Ian McMeekin

Local Senior Officer
Scottish Fire and Rescue Service
17 January 2023

For further information, please contact Area Commander Ian McMeekin 01294 607000



**South Ayrshire Performance Report
1st April 2022 - 31st December 2022**



**SCOTTISH
FIRE AND RESCUE SERVICE**

Working together for a safer Scotland

**Working together
for a safer Scotland**

south
AYRSHIRE
COUNCIL

South Ayrshire Performance Report

Table of Contents

Local Fire and Rescue Service Plan Priorities	3
South Ayrshire Activity Summary	4
Domestic Safety - Accidental Dwelling Fires	5
Domestic Safety - Accidental Dwelling Fire Casualties	6
Unintentional Injury and Harm	7
Deliberate Fire Setting	8
Non-Domestic Fire Safety	9
Unwanted Fire Alarm Signals	10
Prevention & Protection	11
Retained Duty System	11
Glossary of Terms	12

Local Fire and Rescue Service Plan Priorities

The Local Fire and Rescue Service Plan has been developed to set out the priorities and objectives within South Ayrshire and allows our local authority partners to scrutinise the performance outcomes of these priorities. We will continue to work closely with our partners in South Ayrshire to ensure we are all “**Working Together for a Safer Scotland**” through targeting risks to our communities at a local level.

The plan has been developed to complement key partnership activity embedded across South Ayrshire's Community Planning Partnership. Through effective and co-ordinated partnership working we will seek to deliver continuous improvement in our performance and effective service delivery in our area of operations.

The Local Fire and Rescue Plan for South Ayrshire identified six areas for demand reduction and is subject to regular monitoring and reporting through the Partnership Panel. A summary of the priorities and current activity is detailed below with further detail and analysis contained within this performance report.

	Accidental Dwelling Fires	Accidental Dwelling Fire Casualties	Unintentional Injury and Harm	Deliberate Fire Setting	Non-Domestic Fire Safety	Unwanted Fire Alarm Signals
Ayr East	7	0	13	8	0	28
Ayr North	19	3	6	42	0	62
Ayr West	9	0	9	24	7	112
Girvan & South Carrick	8	1	10	8	2	104
Kyle	5	0	4	18	2	49
Maybole, North Carrick & Coylton	7	3	14	16	2	82
Prestwick	4	0	5	25	0	66
Troon	7	0	6	41	0	58
Total Incidents	66	7	67	182	13	561


Year on Year Change	◆ 25%	● -22%	◆ 37%	● -28%	● -52%	◆ 16%
3 Year Average Change	◆ 1%	● -9%	● -8%	● -6%	● -19%	▲ -2%
5 Year Average Change	◆ 1%	● -9%	● -15%	▲ -3%	● -9%	◆ 2%

About the statistics within this report

The activity totals and other statistics quoted within this report are published in the interests of transparency and openness. They are provisional in nature and subject to change as a result of ongoing quality assurance and review. Because all statistics quoted are provisional there may be a difference in the period totals quoted in our reports after local publication which result from revisions or additions to the data in our systems. The Scottish Government publishes official statistics each year which allow for comparisons to be made over longer periods of time.

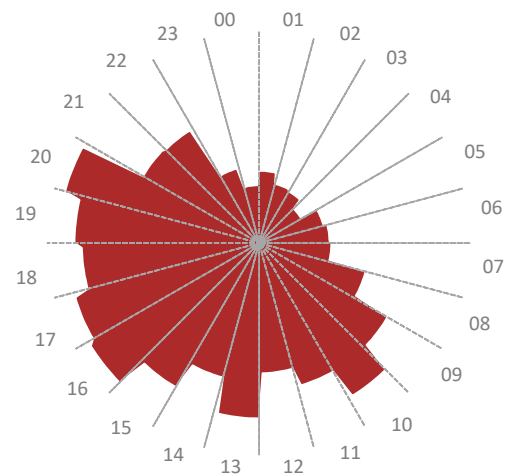
- Activity levels have reduced by more than 5%
- ▲ Activity levels have reduced by up to 5%
- ◆ Activity levels have increased overall

South Ayrshire Delivery Activity Summary

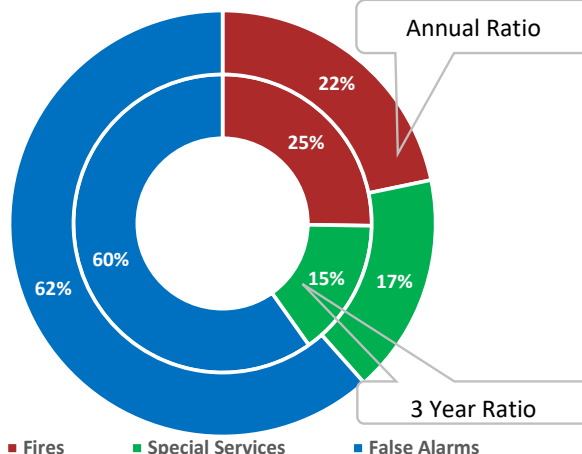


Activity by Time of Day


Hour (am)	Total	Hour (pm)	Total
Midnight	32	Mid-day	72
1am	40	1pm	97
2am	34	2pm	77
3am	33	3pm	92
4am	27	4pm	109
5am	37	5pm	106
6am	39	6pm	98
7am	40	7pm	102
8am	61	8pm	111
9am	82	9pm	74
10am	99	10pm	73
11am	82	11pm	43



Incidents by Classification



Top 15 Incident Types by % of Total Incidents



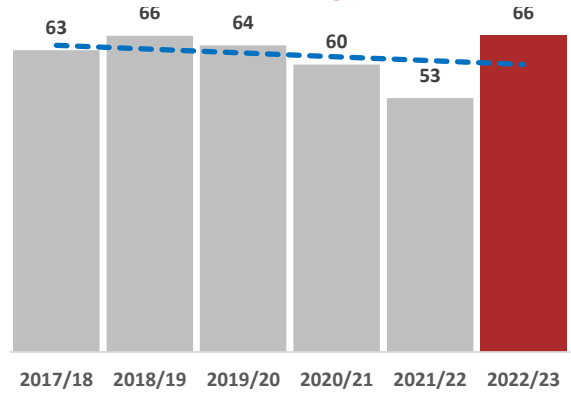
Domestic Safety - Accidental Dwelling Fires



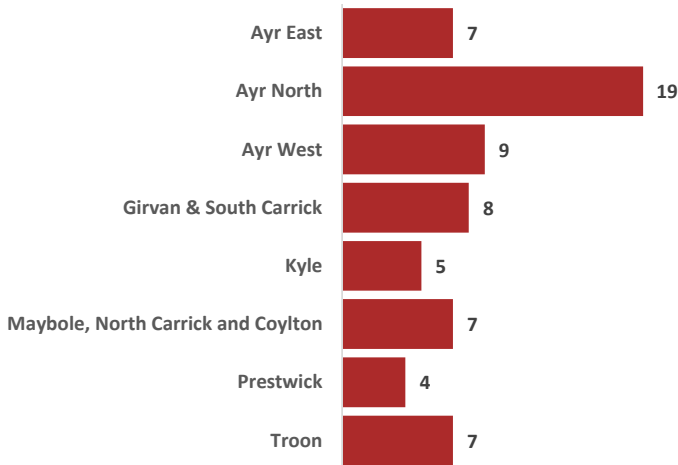
Performance Summary

Year on Year	3 Year Average	5 Year Average
◆ 25%	◆ 1%	◆ 1%

Accidental Dwelling Fires to Date



Accidental Dwelling Fires by Ward Area



Severity of Accidental Dwelling Fires



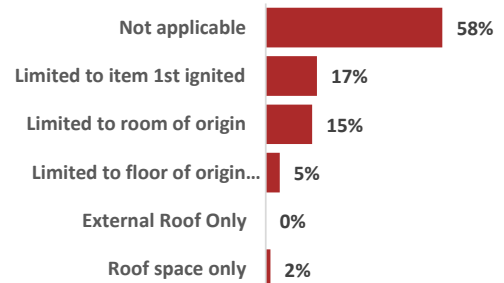
No Firefighting Action

53%

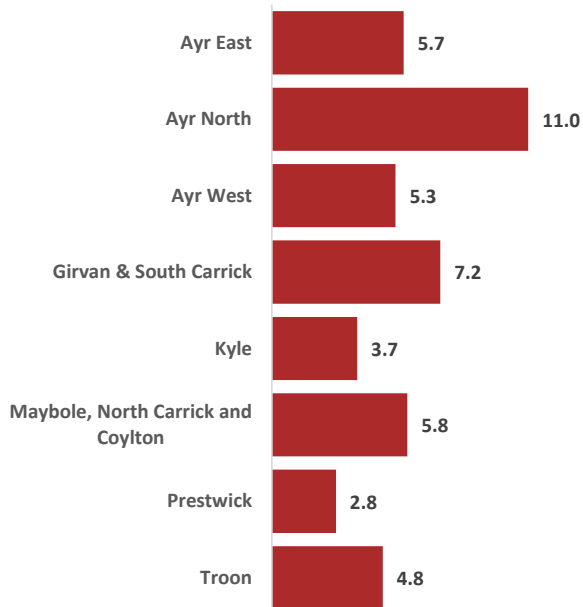
Direct Firefighting

24%

Extent of Fire Damage



Incidents Per 10,000 Population - South Ayrshire



Automatic Detection & Actuation



Detection Present

89%



Detection Actuated

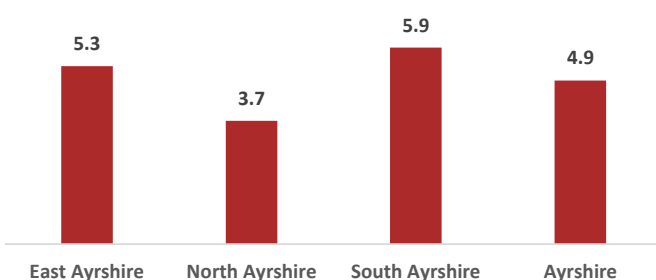
76%



Calls Made via Linked Alarms

11%

Incidents Per 10,000 Population - Ayrshire



Human Factors



21%

Distraction



12%

Alcohol/Drug Impairment



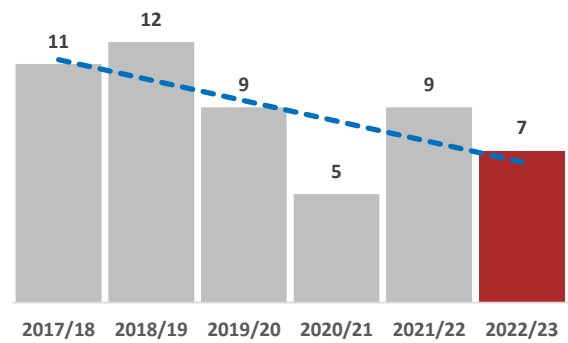
Domestic Safety - Accidental Dwelling Fire Casualties



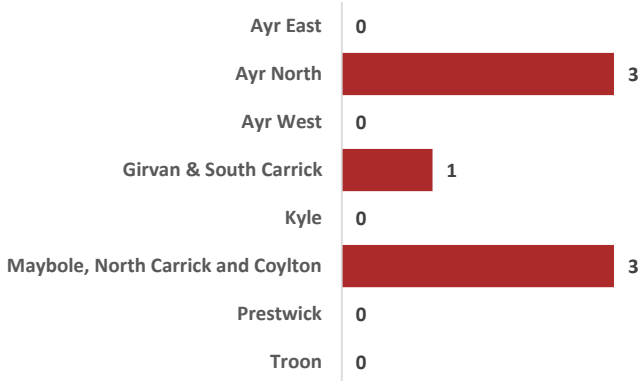
Performance Summary

Year on Year: -22%
 3 Year Average: -9%
 5 Year Average: -9%

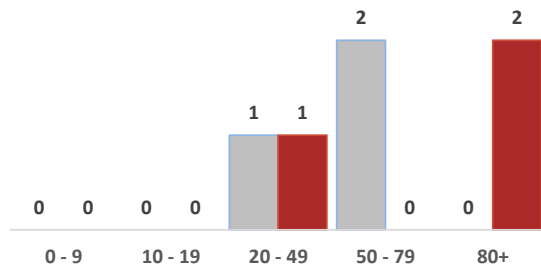
Accidental Dwelling Fire Casualties Year to Date



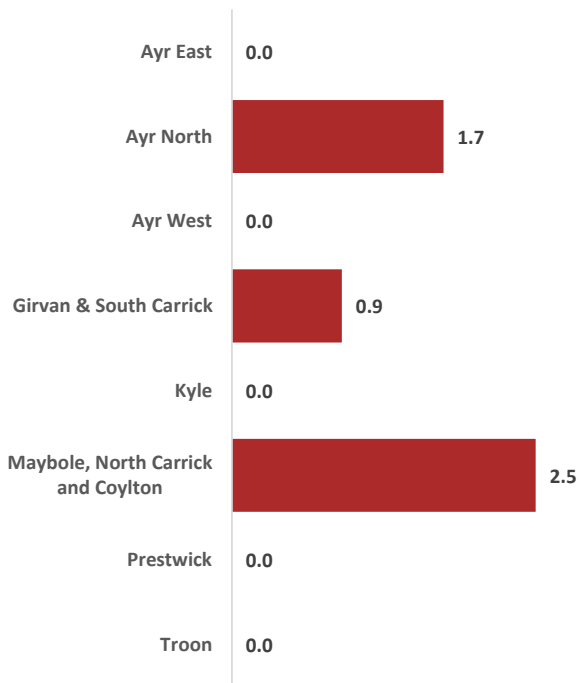
Fire Casualties by Ward Area



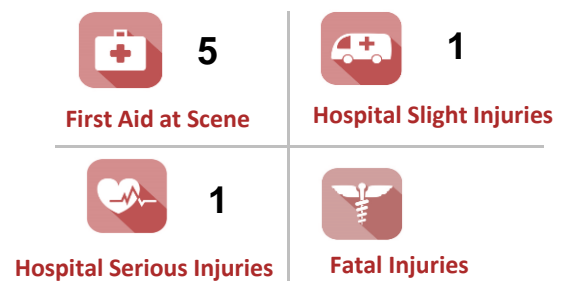
Age / Gender Profile



Casualties Per 10,000 Population - South Ayrshire



Extent of Harm



Casualties Per 10,000 Population - Ayrshire



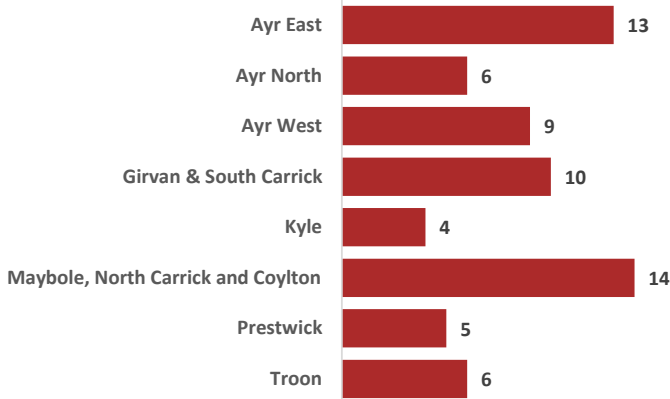
Unintentional Injury or Harm



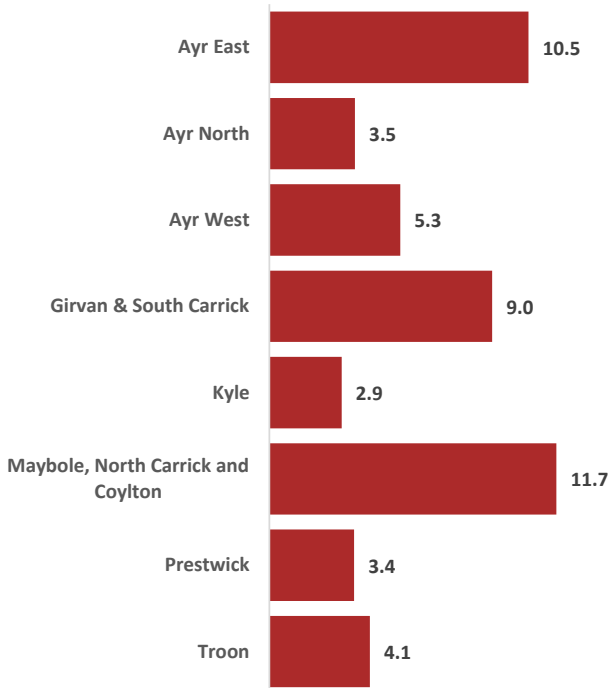
Performance Summary



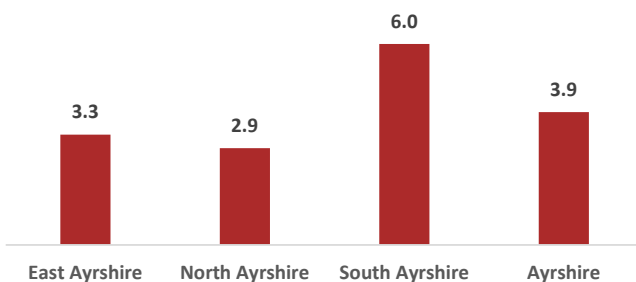
Non-Fire Casualties by Ward Area



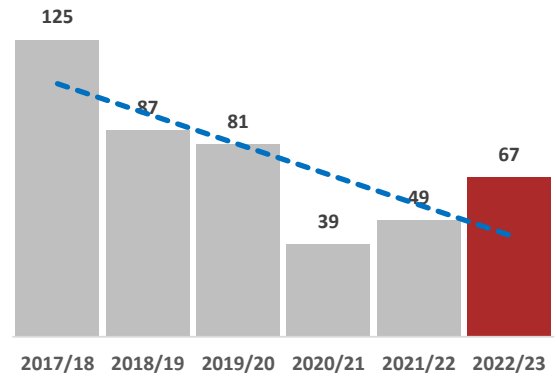
Casualties Per 10,000 Population - South Ayrshire



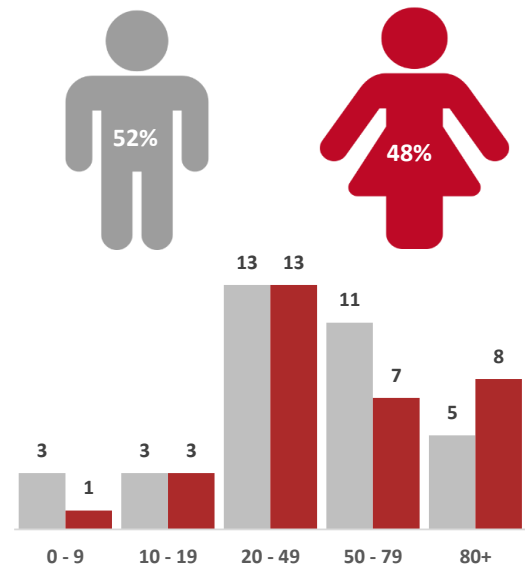
Non-Casualties Per 10,000 Population - Ayrshire



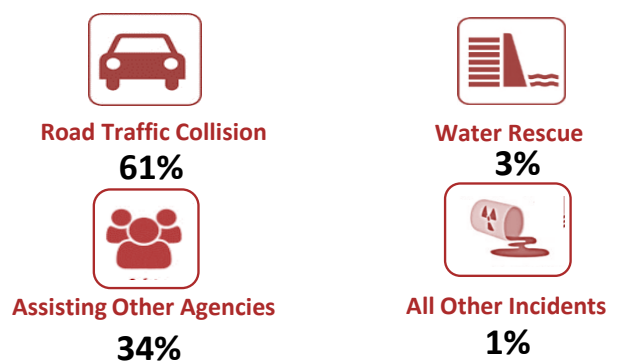
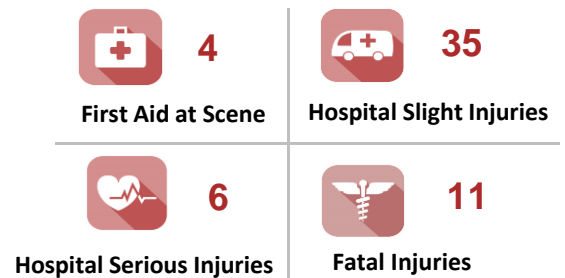
Special Service Casualties Year to Date



Age / Gender Profile



Extent of Harm



Deliberate Fire Setting




Performance Summary

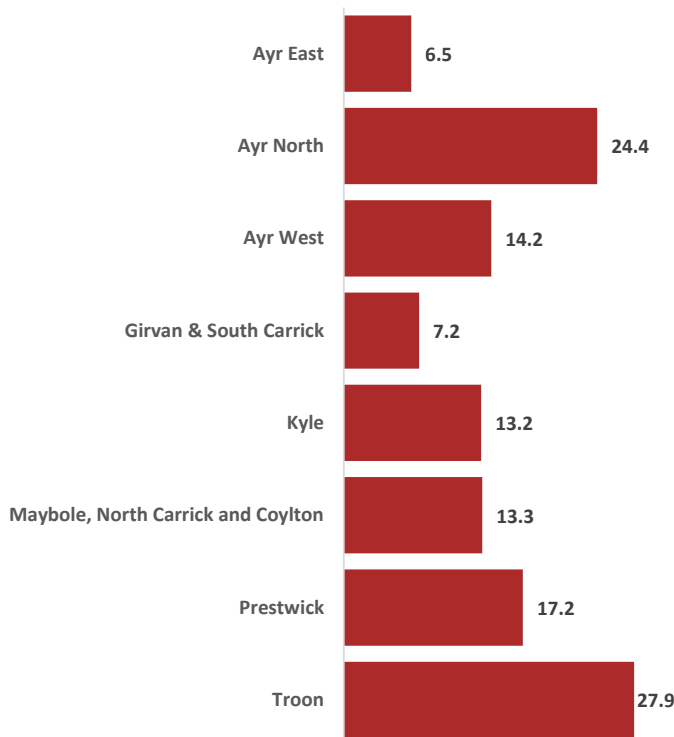
Year on Year 3 Year Average 5 Year Average

● -28% ● -6% ▲ -3%

Deliberate Fires by Ward Area



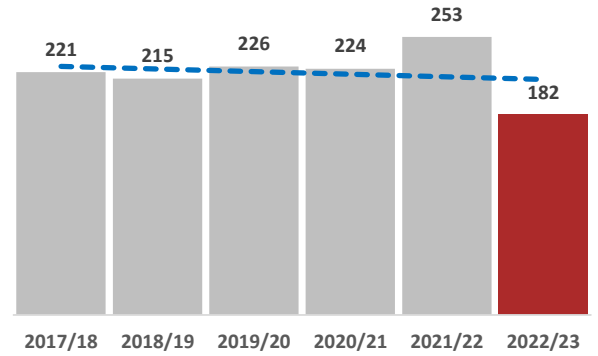
Incidents Per 10,000 Population - South Ayrshire



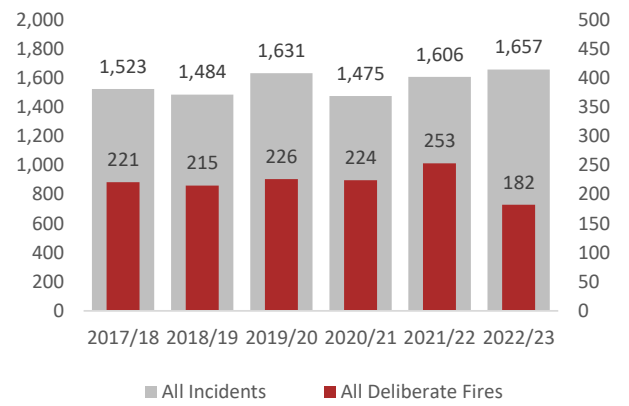
Incidents Per 10,000 Population - Ayrshire



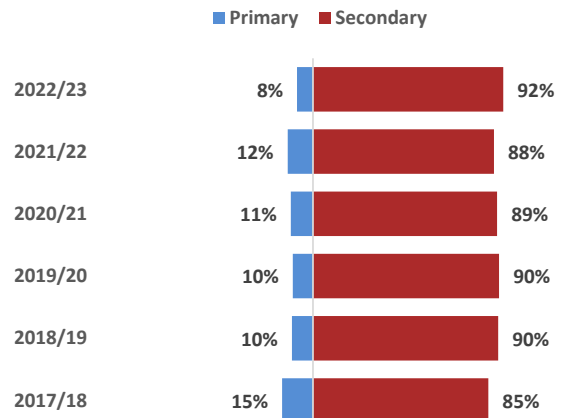
Deliberate Fires Year to Date



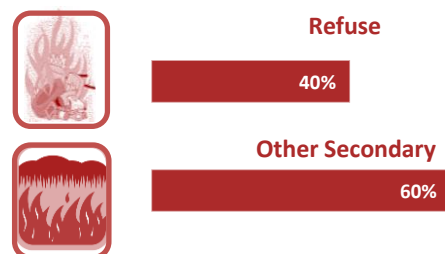
Deliberate Fires Compared to Operational Activity



Deliberate Fires by Classification



Secondary Fire Ratio by Activity Type



Non-Domestic Fire Safety



Performance Summary

Year on Year	3 Year Average	5 Year Average
-52%	-19%	-9%

Non-Domestic Fires by Ward Area

Ayr East	0
Ayr North	0
Ayr West	7
Girvan & South Carrick	2
Kyle	2
Maybole, North Carrick and Coylton	2
Prestwick	0
Troon	0

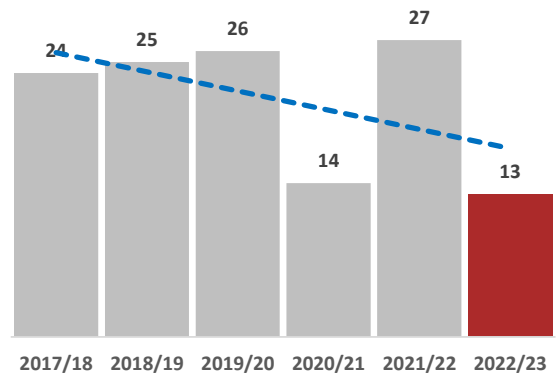
Incidents Per 10,000 Population - South Ayrshire

Ayr East	0.0
Ayr North	0.0
Ayr West	4.1
Girvan & South Carrick	1.8
Kyle	1.5
Maybole, North Carrick and Coylton	1.7
Prestwick	0.0
Troon	0.0

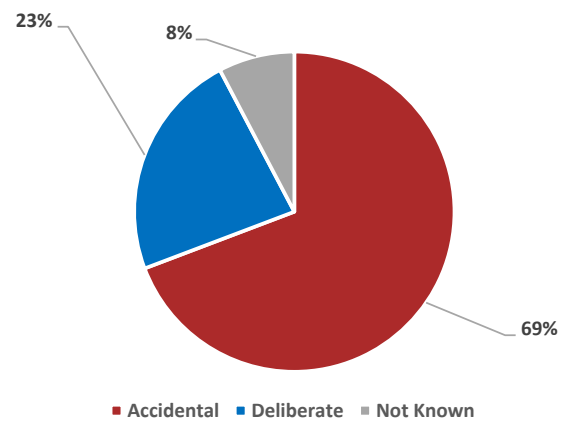
Incidents Per 10,000 Population - Ayrshire

East Ayrshire	1.4
North Ayrshire	1.0
South Ayrshire	1.2
Ayrshire	1.2

Non-Domestic Fires Year to Date



Non-Domestic Fires by Nature of Origin



Non-Domestic Fires by Premises Type

Hospital, Medical care	0
Food & Drink	2
Non Residential Home	0
Industrial Manufacturing	2
Permanent Agricultural	2

Extent of Fire Damage

Not applicable	7
Limited to item 1st ignited	1
Limited to room of origin	2
Roof Space and other floors	0
Whole building	1
Limited to floor of origin...	1
Limited to 2 floors (not...	1

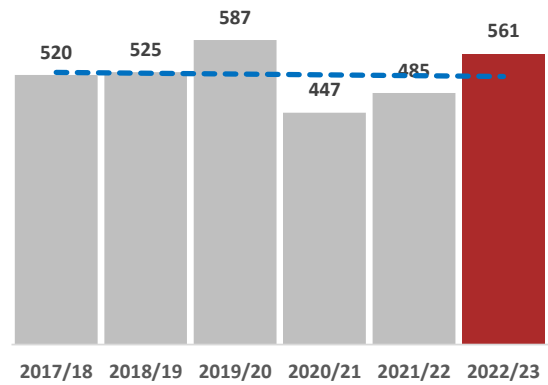
Unwanted Fire Alarm Signals



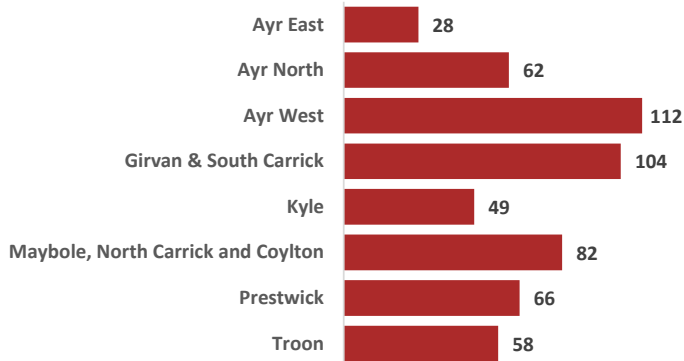
Performance Summary

Year on Year 16% ◆
3 Year Average -2% ▲
5 Year Average 2% ◆

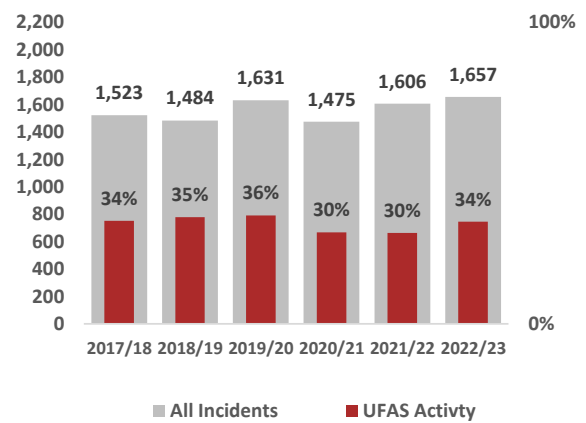
Unwanted Fire Alarm Signals Year to Date



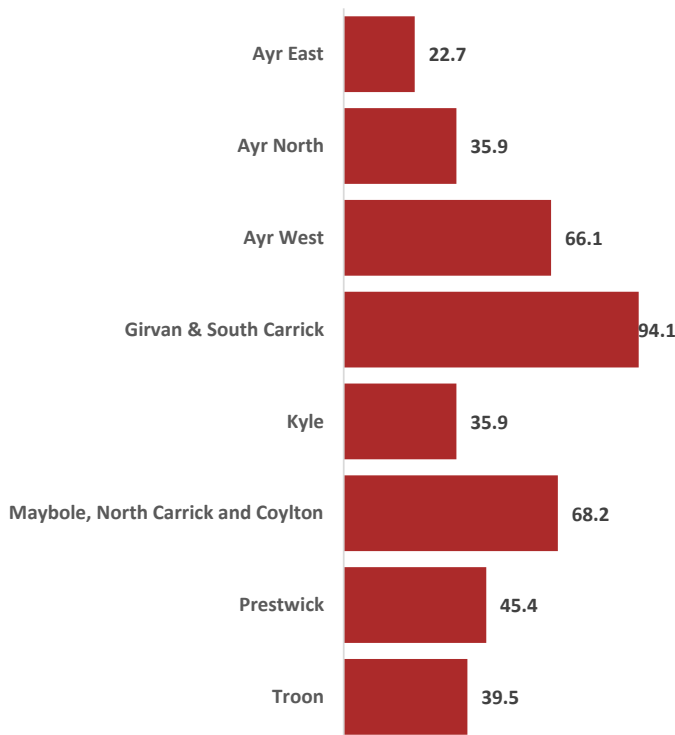
Unwanted Fire Alarms Signals by Ward Area



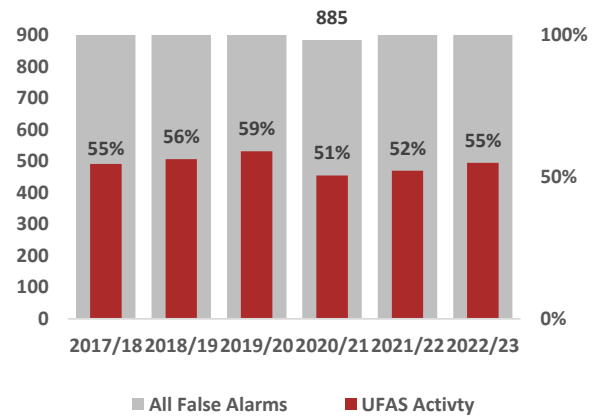
UFAS Percentage Against all Incidents



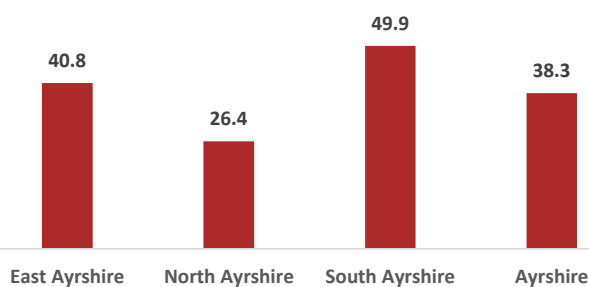
Incidents Per 10,000 Population - South Ayrshire



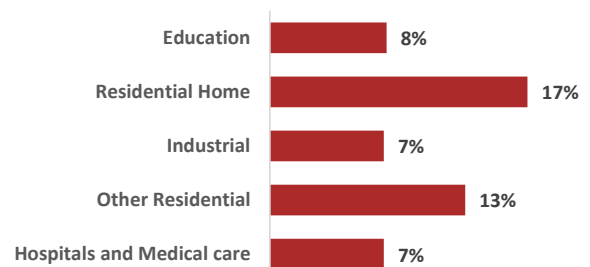
UFAS Percentage Against all False Alarms



Incidents Per 10,000 Population - Ayrshire



Unwanted Fire Alarm Signals - Top 5 Premises



Home Fire Safety Visits



Fire Safety Audits



Retained Duty System

Appliance Availability	Mon - Fri (08:00 - 18:00)	Mon - Thu (18:00 - 08:00)	Weekend (Fri 18:00 - Mon 08:00)	Total
Ayr	52.56%	82.43%	73.42%	70.21%
Maybole	62.76%	77.78%	62.90%	67.78%
Girvan	60.10%	75.14%	52.27%	62.16%
Colmonell	8.20%	70.27%	60.22%	48.10%
Troon - 1	46.82%	89.01%	73.86%	70.84%
Troon - 2	0.43%	28.71%	10.60%	13.57%
South Ayrshire	38.48%	70.56%	55.55%	55.44%
Ayrshire	70.18%	96.28%	90.41%	86.36%

Total Mobilisations	Total Time Deployed	No. of Personnel	Contracts
313	166:51:49	13	900%
329	221:06:30	12	950%
100	62:28:19	8	575%
71	68:28:08	5	450%
250	147:15:30	12	8.5

Glossary of Terms

Term - What it means

ADF

Accidental Dwelling Fire

CSET

Community Safety Engagement Toolkit is an internal IT system used to record home fire safety visits and community safety activities

FSET

Fire Safety Experiential Training is a bespoke training programme developed by the Scottish Fire and Rescue Service in Ayrshire and delivered to community planning partners to raise awareness of fire safety within the domestic environment

HFSV

Home Fire Safety Visit

PDIR

Post Domestic Incident Response, a term used by Prevention and Protection Directorate to indicate actions taken following attendance at a fire or other incident in the home. PDIRs include amongst things the offer of a free follow-up home fire safety visit

Primary Fires

These include all fires in buildings, vehicles and outdoor structures or any fire involving casualties, rescues or fires attended by five or more appliances

RDS

Retained Duty System. Professional on call firefighters who may have other primary employment responsibilities outside the Fire and Rescue Service but respond to emergency calls within their local area as and when required

RTC

Road Traffic Collision

Secondary Fires

These are the majority of outdoor fires including grassland and refuse fires unless they involve casualties or rescues, property loss or fire or more appliances attend. They include fires in single derelict buildings

Special Service

Calls to incidents which are not fires or false alarms such as RTCs, rescues, flooding, incidents involving hazardous materials or the provision of assistance to other agencies

UFAS

Unwanted Fire Alarm Signals. When an automatic fire detection and alarm system is activated as a result of anything other than an actual fire the activation is classed as a false alarm. If an attendance is made to such an event by the Scottish Fire and Rescue Service, then the event is recorded as an UFAS incident