

Electronic Book of Remembrance

On - Screen Memorials



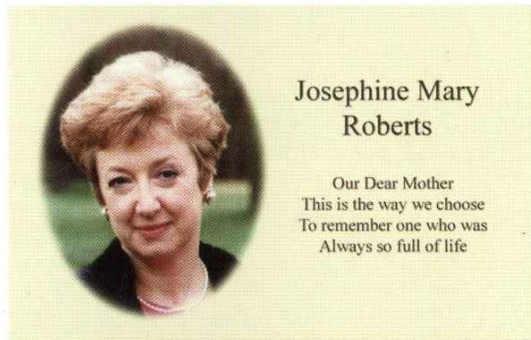
Masonhill
CREMATORIUM

ON - SCREEN MEMORIALS AT MASONHILL CREMATORIUM

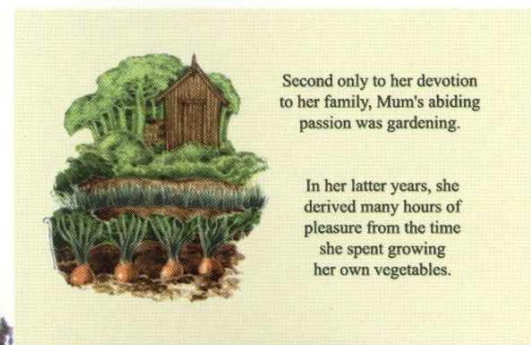
Additional Screens



1 : The inscription in the Book of Remembrance



2 : Photograph & Caption



3 : Biography with illustration

Improved Access To Inscriptions In The Book Of Remembrance

For many years the Book of Remembrance has offered a traditional and permanent means of commemorating the lives of loved ones cremated at Masonhill Crematorium.

Until recently, inscriptions in the leather bound Book were available for viewing on only one day each year, unless you sought the assistance of staff, as entries in the Book are arranged on an anniversary basis. Now, however, by using a personal access card any inscription in the Book at Masonhill can be viewed on any day during the normal opening hours of the crematorium, on an electronic screen.

Inscriptions are also made available for viewing via the Worldwide Web. For the first time, it will be possible for those unable to visit the crematorium for reasons of distance or infirmity to have access to the Book of Remembrance.



GREATER ACCESS PLUS A COMPLETELY NEW FORM OF MEMORIAL



4 : Photograph of significant place or event

*When such souls leave our company
Is is the sweetness of their
Quiet spirit that remains
Like a fragrance in the air.*

5 : Verse or Prose

Improved access to the Book of Remembrance was the prime reason for development of the on-screen memorial, but it is far from the only benefit. For each entry, as well as the inscription in the Book it is possible to include up to four additional screens of text and/or photographs to produce a truly unique memory of your loved one(s).

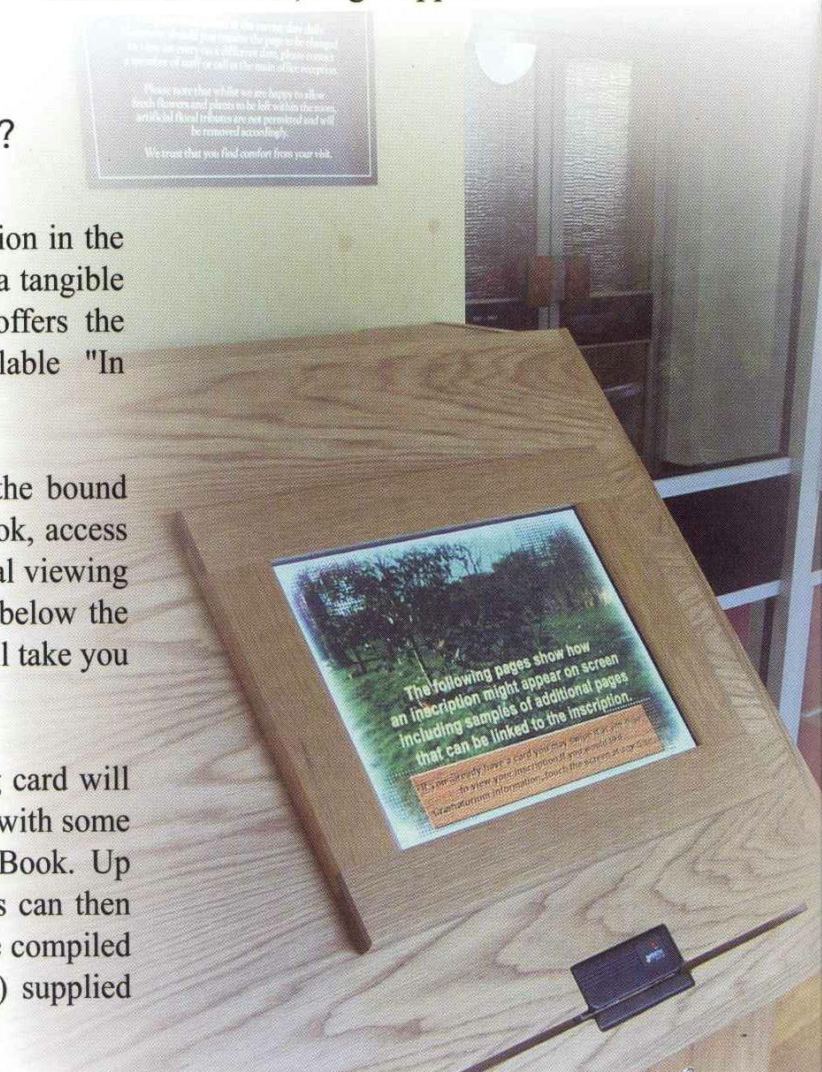

The kind of information, which might form the basis of additional screens, includes photographs of the person(s) commemorated, a brief biography, a favourite verse or piece of prose, or photographs of significant places or occasions . The sequence of five screens shows how a typical memorial, consisting of an inscription in the Book plus four additional screens, might appear.

HOW DOES IT WORK ?

The basis of the Memorial is the inscription in the original Book of Remembrance. This is a tangible and permanent memorial, and indeed, offers the only form of memorial that is available "In perpetuity."

The inscription must first be placed in the bound Book of Remembrance. Once in the Book, access to the inscription on-screen is via a special viewing card, which is simply swiped at a point below the screen. The card is unique to you and will take you directly to your inscription.

The first screen accessed by the viewing card will show the individual inscription, together with some surrounding entries, as they appear in the Book. Up to a maximum of four additional screens can then be added to each card. These screens are compiled from material, (text and/or photographs) supplied by the applicant.



DESIGNING YOUR MEMORIAL

In order to assist you in the process of designing screens, we have developed a series of 15 templates to which you may add your own words and photographs.

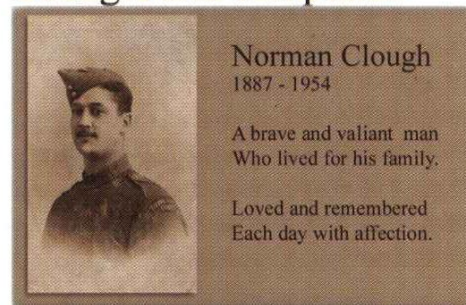
These are illustrated to the right and overleaf, and give some idea of the amount of text that can be successfully included with each design. Please remember that the more text that is included, the smaller it will appear on-screen.

Photographic material for incorporation in on-screen memorials can be accepted as prints or most formats of negative transparency. To ensure good results, please always supply the best quality photographs that you have.

The designs illustrated are intended to give an indication of what is possible, however, if you have ideas or material which does not fit into one of these designs, we may be able to incorporate these, subject to technical limitations and our own artistic discretion.

See overleaf for further templates.

Background Templates



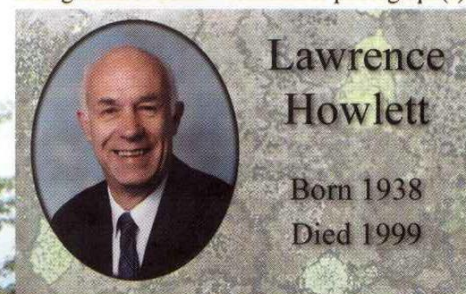
Background 1 : Plain (colour of your choice) + text and/or photograph(s).



Background 2 : Satin + text and/or photograph(s).




Background 3: Sand + text and/or photograph(s).



Background 4 : Lichen + text and/or photograph(s).



Background 5 : Woodland scene + text and/or photograph(s).



DESIGNING YOUR MEMORIAL

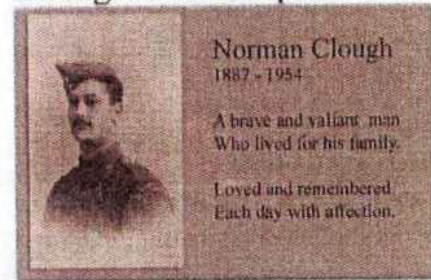
In order to assist you in the process of designing screens, we have developed a series of 15 templates to which you may add your own words and photographs.

These are illustrated to the right and overleaf, and give some idea of the amount of text that can be successfully included with each design. Please remember that the more text that is included, the smaller it will appear on-screen.

Photographic material for incorporation in on-screen memorials can be accepted as prints or most formats of negative transparency. To ensure good results, please always supply the best quality photographs that you have.

The designs illustrated are intended to give an indication of what is possible, however, if you have ideas or material which does not fit into one of these designs, we may be able to incorporate these, subject to technical limitations and our own artistic discretion.

Background Templates



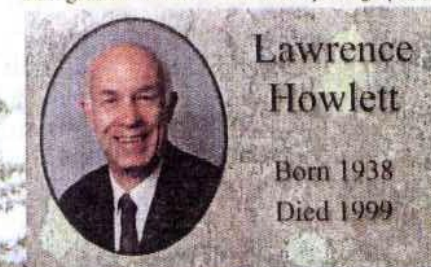
Background 1 : Plain (colour of your choice) + text and/or photograph(s).



Background 2 : Satin + text and/or photograph(s).



Background 3 : Sand + text and/or photograph(s).



Background 4 : Lichen + text and/or photograph(s).



Background 5 : Woodland Scene + text and/or photograph(s).

