

South Ayrshire Council

**Report by Director of Strategic Change and Communities
to Service and Partnerships Performance Panel
of 22 August 2023**

Subject: Local Performance Report: Police Scotland

1. Purpose

- 1.1 The purpose of this report is to provide members of the Service and Partnerships Performance Panel with information about the year end performance of Police Scotland in South Ayrshire.

2. Recommendation

- 2.1 **It is recommended that the Panel scrutinises the year end performance report of Police Scotland in South Ayrshire and provides feedback to the Area Commander.**

3. Background

- 3.1 The Police and Fire Reform (Scotland) Act 2012 created a national police force and a national fire and rescue service. The implications of the legislation for local authorities are that the Council will:

- Comment on SPA and SFRS Strategic Plans;
- Contribute to the preparation of the local plan for police and local fire and rescue plan and approve the plans;
- Monitor the delivery of police and fire and rescue functions in the area and make recommendations for improvement; and
- Provide feedback to the Local Police Commander and the Fire and Rescue Service Local Senior Officer.

- 3.2 This report relates to the Local Police Plan for [South Ayrshire](#) 2021 –23. A new Local Police Plan 2023-26 was agreed by [Cabinet in March 2023](#).

4. Proposals

- 4.1 The Area Commander, Chief Inspector Kevin Lammie, has provided the attached performance report (Appendix 1) which Panel members are invited to scrutinise and provide feedback on.

5. Legal and Procurement Implications

5.1 There are no legal implications arising from this report.

5.2 There are no procurement implications arising from this report.

6. Financial Implications

6.1 Not applicable.

7. Human Resources Implications

7.1 Not applicable.

8. Risk

8.1 *Risk Implications of Adopting the Recommendations*

8.1.1 There are no risks associated with adopting the recommendations.

8.2 *Risk Implications of Rejecting the Recommendations*

8.2.1 If the recommendation is rejected then there is a risk that the Council is considered to not have discharged its responsibility under the Police and Fire Reform (Scotland) Act 2012 in terms of scrutinising local performance.

9. Equalities

9.1 The proposals in this report allow scrutiny of performance. The report does not involve proposals for policies, strategies, procedures, processes, financial decisions and activities (including service delivery), both new and at review, that affect the Council's communities and employees, therefore an equality impact assessment is not required.

10. Sustainable Development Implications

10.1 ***Considering Strategic Environmental Assessment (SEA)*** - The proposals in this report do not represent a qualifying plan, programme, policy or strategy for consideration for SEA. There exists therefore no obligation to contact the Scottish Government Gateway and no further action is necessary. An SEA has not been undertaken.

11. Options Appraisal

11.1 An options appraisal has not been carried out in relation to the subject matter of this report.

12. Link to Council Plan

12.1 The matters referred to in this report contribute to the Council strategic objective of 'Fair and Effective Leadership' and 'A Better Place to Live'.

13. Results of Consultation

- 13.1 There has been no consultation on the content of this report which relates to performance of an external organisation.

Background Papers **Report to Cabinet of 14 March 2023 - [Local Police Plan 2023-26](#)**

Person to Contact **Kevin Anderson, Service Lead – Policy, Performance and Community Planning.**
County Buildings, Wellington Square, Ayr, KA7 1DR
Phone 01292 612982
E-mail kevin.anderson@south-ayrshire.gov.uk

Date: 14 August 2023



POLICE
SCOTLAND
Keeping people safe

South Ayrshire

Performance Summary Report - Q1 2023/24

Reporting Period: 01/04/2023 - 30/06/2023

Total Crime



19.8%



2,699 Crimes

Incidents Recorded

Violence/Homicide

Drug Supply

Robbery

Domestic Abuse

Sexual Crime

-0.4%*

33.1%

-55.9%

-9.8%

27.9%*

54.7%



8,752

375

6

9

229

73

ASB

Hate Crime

Acquisitive Crime

Drink/Drug Driving

Speeding

Serious Injury & Fatal Accidents

-18.6%*

74.8%*

0.0%

58.0%

41.7%



1,721

36

535

55

119

Note: All percentage figures are based on the 5-year average with all data based on Management Information which may be subject to change. *5-yr Average is locally produced and not MI

Introduction

This document has been compiled to look at the quarterly data available for South Ayrshire. The report is based on the areas of focus identified within the Local Policing Plan agreed with the Local Authority. The 'Plan on a Page' document is available on Page 3, this provides details of the areas Police Scotland have agreed to report on.

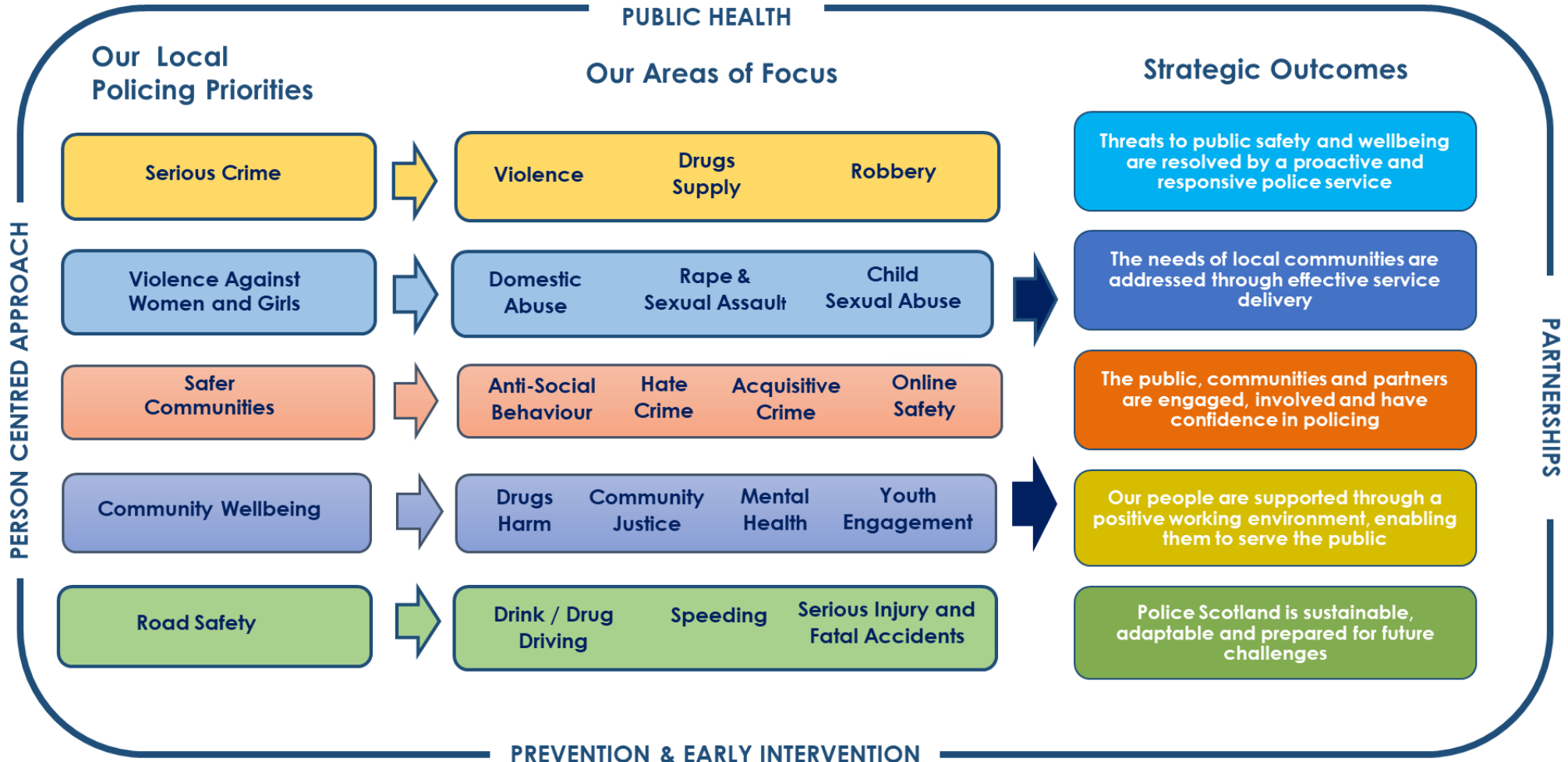
The following list of contents provides an overview of the items included in this report:

TOPIC	SECTION	PAGE
Local Policing Plan	Plan on a Page	3
Serious Crime	Violence/Homicide	4
	Drug Supply	5
	Robbery	6
Violence Against Women and Girls	Domestic Abuse	7
	Rape & Sexual Assault	8
	Child Sexual Abuse	9
Safer Communities	ASB	10
	Hate Crimes	11
	Acquisitive Crime	12
Community Wellbeing		13
Road Safety -	Drink/Drug Driving, Speeding and Serious Injury & Fatal Accidents	14
Public Confidence	User Satisfaction Survey	15
	Complaints	16
Glossary of Terms		17



**Plan on a Page
North Ayrshire**

Our vision | Policing for a safe, protected and resilient Scotland
Our purpose | Improve the safety and wellbeing of people, places and communities in Scotland
Our values | Fairness, Integrity, Respect, Human Rights



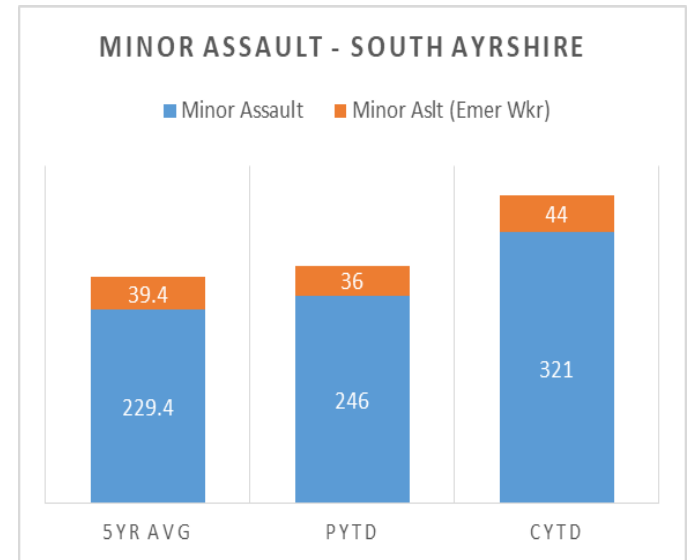
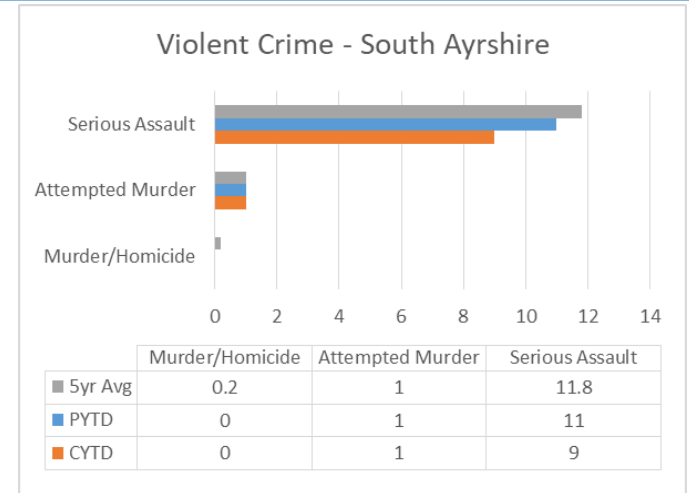
OFFICIAL

SERIOUS CRIME—Violence/Homicide

Local Action/Context:

The Q1 period shows that overall violent crime has increased by 33.3% on the 5-year average. This increase is due to the number of Minor Assaults both on Emergency workers and the public. However there has been a decrease noted in Serious Assaults on both last year and the 5-year average. Both Murder and Attempt Murder charges have remained the same as last year. There are currently just over 4% of the Minor Assaults which are non-recent.

The Attempt Murder remains undetected at this stage with almost 78% of the Serious Assaults currently detected.



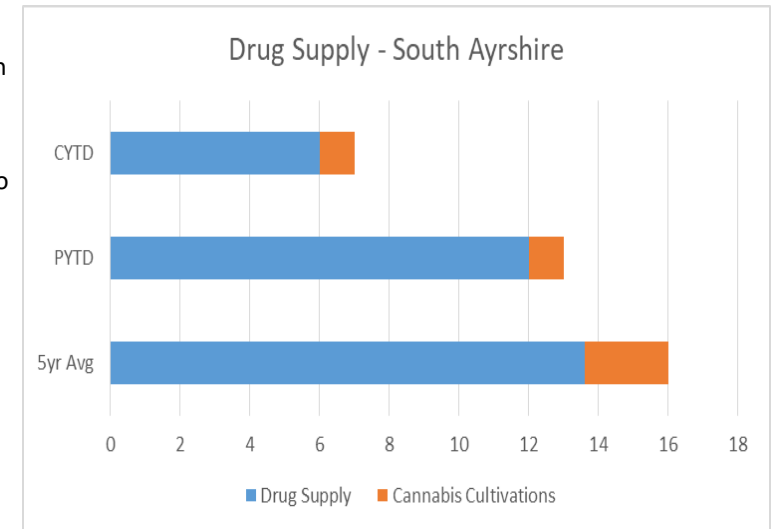
Source: Taken from Police Scotland Business Intelligence Portal

SERIOUS CRIME—Drug Supply

Local Action/Context:

Drug supply charges in South Ayrshire have noted a decrease during the first quarter of the year. Charges are down almost 56% on the 5-year mean for Supplying Drugs and down 58.3% for Cannabis Cultivations on the 5-year average.

Proactivity remains the main focus and means by which these charges are obtained. Identifying any real patterns to where these crimes are taking place requires the combined work of local officers and Divisional staff, building on the Community Intelligence provided by North Ayrshire residents, community groups or via Crimestoppers.



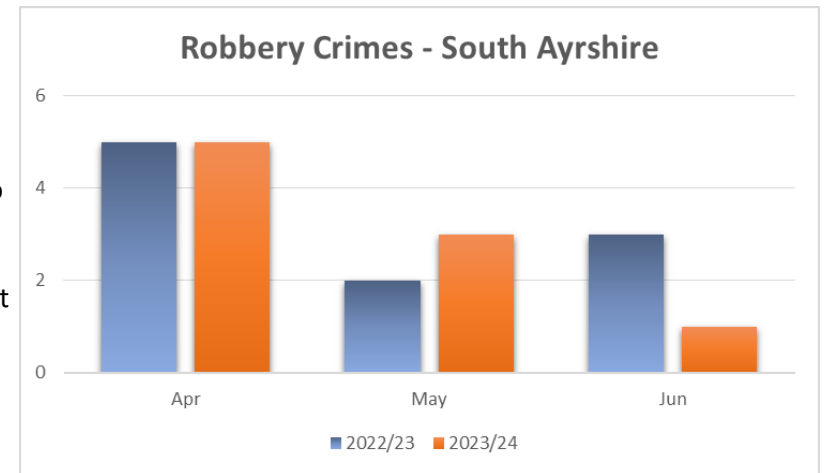
Source: Taken from Police Scotland Business Intelligence Portal

SERIOUS CRIME—Robbery

Local Action/Context:

The number of reported Robbery type crimes so far this year (n=9) is lower than last year (n=10) but slightly above the 5-year average (8.2). So far 5 of the 9 reported crimes this year have been detected.

Church Court in Ayr is currently being shown as a repeat location with two crimes taking place at two addresses on this street. Four of these crimes have taken place within the home, with a physical assault being most commonly used against the victim. Seizure of a purse/bag/wallet and contents has been the most commonly acquired item and the victim knew the offender, in some capacity, in at least 56% of these crimes.



Source: Taken from Crime Management through ScOMIS

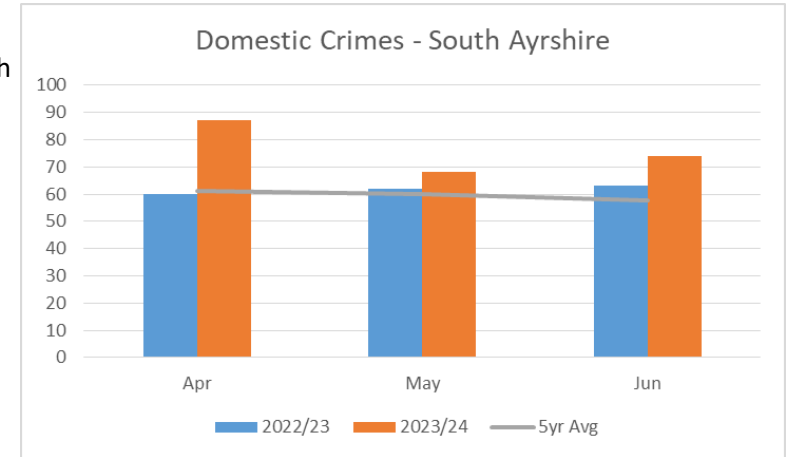
VIOLENCE AGAINST WOMEN & GIRLS—Domestic Abuse

Local Action/Context:

Domestic crimes during the first three months of this year are showing an increase when compared with last year (up 23.8%) and also up on the 5-year average of 27.9%. The chart opposite clearly shows that all three months have been above the 5-year average as well as the numbers last year.

It has been noted that almost 7% of the crimes reported during this period are non-recent.

****Email sent to Gav Chisolm 23/7****



Source: Data taken from iVPD through ScOMIS

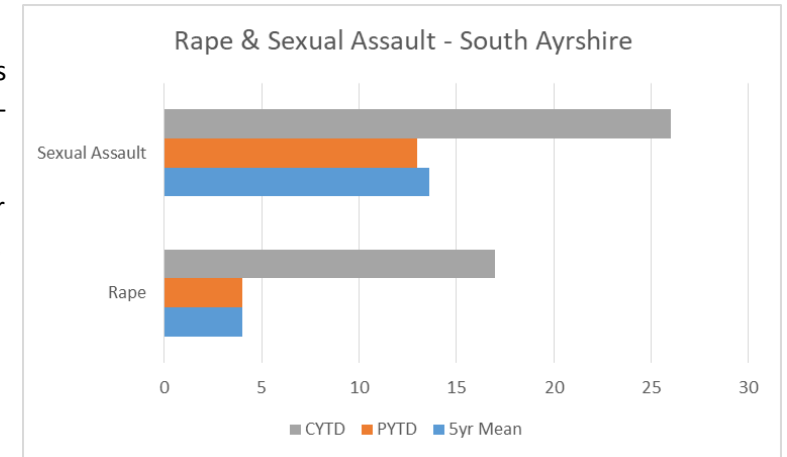
VIOLENCE AGAINST WOMEN & GIRLS—Rape & Sexual Assault

Local Action/Context:

Examination of the Rape crimes which were reported in Q1 shows a marked increase in the numbers this year compared with both last year and the 5-year average. It is notable that a total of 7 of these are non-recent crimes and 9 were Domestic related.

Sexual Assaults have noted a marked increase during the first three months of this year on both last year and the 5-year average. Of the 26 reported crimes, 10 are non-recent so far, and at least 5 are domestic related.

****Email sent to Al Penny/Carley Picken 23/07 ****



Source: Data taken from iVPD through ScOMIS

VIOLENCE AGAINST WOMEN & GIRLS—Child Sexual Abuse

Local Action/Context:

During the Q1 period there have been a total of 15 individuals aged 17 years or younger who have reported a sexual crime (a total of 21 crimes reported by these individuals).

At this stage it might be as well to include the above information in the previous section or in the speakers notes rather than have a whole page relating to just this information—one for development.

Sour

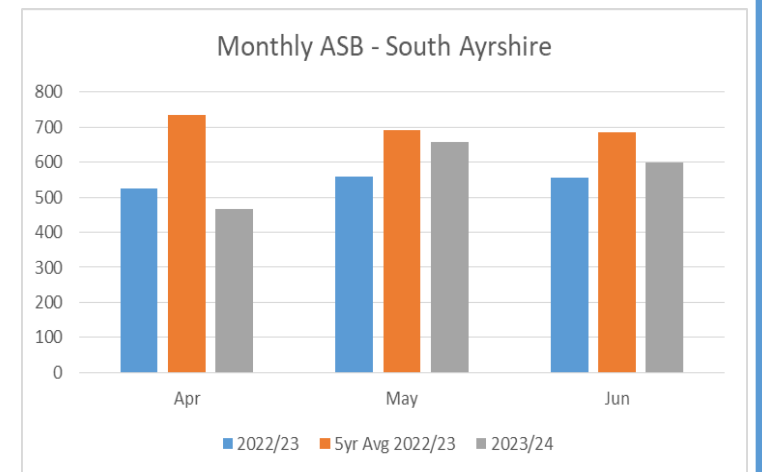
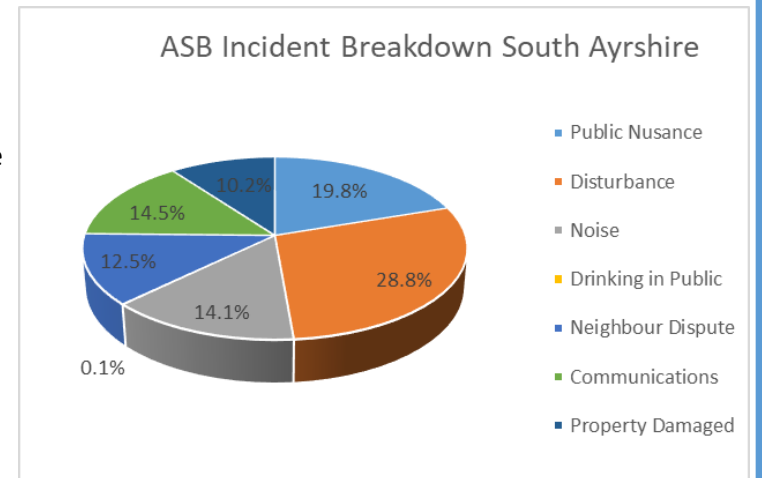
SAFER COMMUNITIES—Antisocial Behaviour

Local Action/Context:

Anti-social behaviour in general has shown a reduction this year when compared to the 5-year average, down 18.6%, however the change from 2022/23 is only slightly down at 0.4%. Both May and June have recorded increases on last year and this may be as a result of the improved weather which resulted in more transient visitors to the beaches in Ayrshire, including those in South Ayrshire.

ASB incidents involving youths accounted for just under 12%.

A total of 90 ASB Fixed Penalty Notices have been issued in South Ayrshire during the Q1 period.



Source: Taken from STORM data extracted through ScOMIS

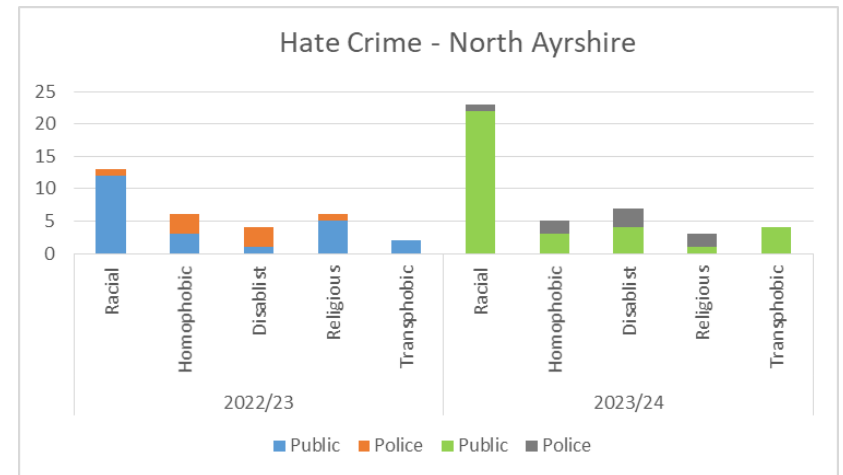
SAFER COMMUNITIES—Hate Crime

Local Action/Context:

Hate crime across South Ayrshire is currently showing an increase when compared to the same period in 2022/23 (n= 36 this year n=27 last year) and the 5-year average (20.6). The chart opposite highlights the fact that Racial crimes have increased markedly . The majority of these have involved members of the public rather than Police Officers. Police Officers continue to be subjected to Homophobic and Disablist slurs.

There is one repeat victim identified who has been subjected to two racial crimes during the first three months of the year. There are currently no repeat locations identified apart from the address associated to the repeat victim. However Whitletts Road has recorded three crimes, although the locations differ.

****Email sent to Blair McGarva 23/07 ****



Source: Taken from the IVPD database through ScOMIS

SAFER COMMUNITIES—Acquisitive Crime

Local Action/Context:

From the table opposite it is evident that the majority of acquisitive type crimes are currently showing increases when compared with last year but decreases when compared with the 5-year average.

Fraud type crimes have been on the increase for a number of years, and this was exacerbated with the start of the pandemic in 2020 as more people moved their shopping habits online making them more vulnerable to potential scams and fake sites. Around 36% of Fraud crimes this year in South Ayrshire can be classed as having a cyber element, whether that is due to goods purchased and not received, monies not received for goods sent or false websites, there is some part of the Fraud which has involved the use of the internet.

Housebreaking crimes are also showing an increase but this has been across all types—dwelling houses, non-dwelling properties (garages, sheds, etc) and commercial premises. However the total number remains below the 5-year average at this stage.

	CYTD	PYTD	5yr Mean
All Housebreaking	55	37	57
All Vehicle Crime	24	41	46.2
Fraud	62	51	48.2
Common Theft	120	106	134.8
Shoplifting	239	224	207
Other Thefts	35	34	41.6

Source: Taken from Police Scotland Business Intelligence Portal

COMMUNITY WELLBEING

Local Action/Context:

Drugs Harm

Community Justice

Mental Health

Youth Engagement

Email sent to LALO, P&I and CWEO for updates **

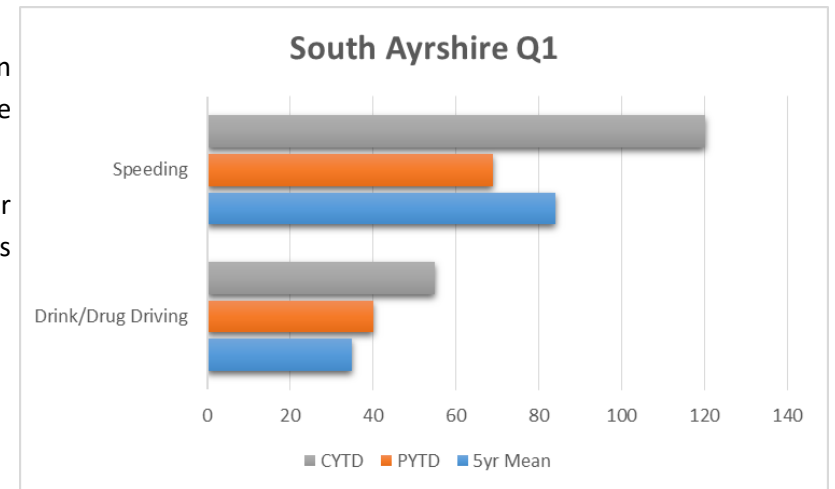
ROAD SAFETY

Local Action/Context:

There has been an increase in both Speeding offences and Drink/Drug Offences during Q1 within South Ayrshire. However, this is likely to be due to increased pro-activity across the area to ensure road users are driving appropriately and safely.

In terms of Serious and Fatal Road Accidents—there have been one Fatal Accidents so far this year compared with zero last year. However there have been 6 people seriously injured during Q1, this is a decrease of 2 since last year (2022/23 Q1=8), with no children serious injured so far this year.

****Email sent to Craig Beaver 23/07 ****



Source: Taken from Police Scotland Business Intelligence Portal

PUBLIC CONFIDENCE—Survey Information

User Experience - Current Position

The information on the table below is from data gathered in the April 2023 to June 2023 for South Ayrshire. It should also be noted that the ‘Feeling adequately informed’ question has changed in 2022/23 and only applies to those who stated they expected to be kept informed.

Questions	YTD	Force YTD	Female	Male	Blank/Other
Number of Respondents	88	3885	31	30	27
Ease of Contact? (% Easy and Very Easy)	67%	70%	68%	77%	56%
Being provided with the appropriate response? (% Yes)	63%	63%	72%	72%	42%
Feeling adequately informed about progress made with your report	52%	49%	47%	60%	50%
Overall Satisfaction? (% Satisfied or Very Satisfied)	65%	48%	74%	73%	44%

Your Survey

The following information is based on data from April to June 2023 **(we might want to consider if this should be included due to the low numbers)**

How safe do you feel in your local area?				Male		Female		Total Respondents
	Very Safe	Fairly Safe	Total	Very Safe	Fairly Safe	Very Safe	Fairly Safe	
South	25%	25%	50%	33.33%	33.33%	25%	25%	8

Concern about Crime				Male		Female		Total Respondents
	Increased a Lot	Increased a Little	Total	Increased a Lot	Increased a Little	Increased a Lot	Increased a Little	
South	25%	25%	50%	33.33%	0%	25%	25%	8

Local Action/Context:

PUBLIC CONFIDENCE—Complaints Against the Police

Complaints about the Police

	TOTAL COMPLAINT CASES RECEIVED			TOTAL NUMBER OF ALLEGATIONS RE-		
	YTD	LYTD	% CHANGE	YTD	LYTD	% CHANGE
TOTAL	79	94	-16.0%	105	131	-19.8%
South Ayrshire	43	33	30.3%	58	49	18.4%

Breakdown of Case Categories

	FLR (Early Resolution)	FLR PSD (NCARU)	FLR (Spec or PSD)	Criminal Complaint	Non Criminal (not FLR)	Abandoned	Withdrawn	Ongoing (NCARU)	Not Relevant Complaint
U DIVISION	0	27	3	5	26	10	4	4	0
South Ayrshire Council	0	11	0	4	20	4	3	1	0

Breakdown of On Duty Allegations

Breakdown of Allegations	Assault	Corrupt Practice	Discriminatory Behaviour	Excess Force	Incivility	Irregularity in Procedure	Neglect of Duty	Oppressive Conduct/Harass-	Other - Criminal	Non-Criminal	Traffic Irregularity/Offence	Unlawful Unnecessary Arrest or
U DIVISION	6	0	1	5	9	33	2	1	0	0	3	2
South Ayrshire	5	0	1	3	3	16	1	1	0	0	1	1

Breakdown of Quality of Service Allegations

Quality of Service	Policy/Procedure	Service Delivery	Service Outcome
U DIVISION TOTAL	15	7	21
South Ayrshire	11	3	12

GLOSSARY OF TERMS

Acronym	Details
ASB	Anti-Social Behaviour
ASBIT	Anti-Social Behaviour Investigation Team
CWU	Community Wellbeing Unit
CYTD	Current Year to Date
DAIU	Domestic Abuse Investigation Unit
DAST	Domestic Abuse Safeguarding Team
DRD	Drug Related Deaths
DSDAS	Disclosure Scheme for Domestic Abuse Scotland
NAC	North Ayrshire Council
FLR	Front Line Resolution
GIRFEC	Getting It Right For Every Child
HMP	Her Majesty's Prison
LPP	Local Policing Plan
LPT	Local Policing Team
LYTD	Last Year to Date
MARAC	Multi Agency Risk Assessment Conference
NCARU	National Complaints and Resolution Unit
Non-Rec	Non Recent (over one year from incident occurring)
PACT	Pro-Active Crime Team
PSOS	Police Service of Scotland
PYTD	Previous Year to Date
QoS	Quality of Service (relates to complaints)
RADAR	Rapid Access to Drug and Alcohol Recovery
SARC	Sexual Assault Referral Centre
ScOMIS	Scottish Operational and Management Information System
SFRS	Scottish Fire and Rescue Service
SWD	Social Work Department
VAWG	Violence Against Women and Girls
YTD	Year to Date